

A supplement for use with
STAR TREK
THE ROLE PLAYING GAME

FEDERATION

SHIP RECOGNITION MANUAL

II





CHANGES TO THIS MANUAL

Users of this manual are required to submit changes in the information in this publication pursuant to SFOPS. MAN. 307/A45T. Such changes or other comments regarding this publication must be keyed to the specific page, paragraph, and line of text in which the change is recommended. Reasons should be provided for each comment to insure understanding and complete evaluation.

Comments should be prepared using SFRD form 2028 (Recommended Changes to Publication) and forwarded directly to:

STAR FLEET OFFICE OF INFORMATION
Assistant Chief of Staff
Star Fleet Command
San Francisco, Terra

FOR AUTHORIZED USE ONLY

Unauthorized use, possession, or disclosure of the contents of this manual is strictly prohibited. All violations are treasonous acts against the United Federation of Planets. Failure to comply with directives regarding the use of this manual will result in imprisonment, death or both.

Classified Document Directive 998.21C

FEDERATION NAVAL SUMMARY

Star Fleet remains the most visible and active division of the United Federation of Planets. Used as the primary as the exploration and defense division of the Federation, Star Fleet maintains a wide range of vessels with varying degrees of capability and military power. Despite a wish for peace, Star Fleet must maintain a constant readiness to defend the member states and assets of the ever-expanding Federation.

Star Fleets primary space born asset, the cruiser, is only one in a wide range of vessel types, including destroyers, frigates, scout and freighters. With its mandate for exploration its primary motivating factor, no other single space faring organization has shown as much diversity in their design and function of their vessels as the UFP. With over 100 worlds from which to draw inspiration and talent from, the Federation maintains one of the most powerful navies. With exploration and expansion has come new allies and new enemies. Star Fleet continues to maintain a powerful combat potential tied to it's exploration, scientific and diplomatic functions

SCOPE OF THIS MANUAL

This manual described dozens of lesser know vessels that are now employed by Star Fleet to further the mandates of the United Federation of Planets. Combat, exploration and support vessels are all discussed in detail, including status, deployment and upgrades.

Where possible, accurate data has been represented congruent to the safety of Star Fleet personnel and the worlds they defend. Current tactical capabilities may proved different from printed sources to ensure that hostile military organizations do not create an advantage. Vessels represented, both active and inactive, represent only a small portion of the entire fleet. Exact fleet status can be obtained from the Office of Information - Star Fleet Division, Star Fleet Command - San Francisco, Terra.

FEDERATION SHIP RECGONITION MANUAL II

INTRODUCTION

| | |
|--------------------------|---|
| Federation Naval Summary | 1 |
| Scope of This Manual | 1 |

COMBAT VESSELS

| | |
|----------------------|----|
| Assault Ships | |
| Kolm-An | 2 |
| Battleships | |
| Indomitable | 3 |
| Corvettes | |
| Bearclaw | 5 |
| Finder | 6 |
| Cruisers | |
| Apollo | 7 |
| Ashanti | 8 |
| Constellation | 9 |
| Excelsior | 10 |
| Ticonderoga | 13 |
| Carriers | |
| Ariel | 14 |
| Destroyers | |
| Tangent | 15 |
| Scouts | |
| Karekh | 16 |
| K'Kmark | 17 |

SUPPORT VESSELS

| | |
|-------------------|----|
| Freighters | |
| Monarch | 18 |
| Nilron | 19 |
| Zeus | 19 |

Lines/Traders

| | |
|---------------|----|
| Cosmos Royals | 20 |
| Sunshine | 21 |
| Chameleon | 21 |

Transports

| | |
|---------|----|
| Argon | 22 |
| Mission | 22 |

REPAIR VESSELS & FACILITIES

Tenders

| | |
|---------|----|
| Grayson | 23 |
| Samson | 24 |



CREDITS

Design

Forest G. Brown

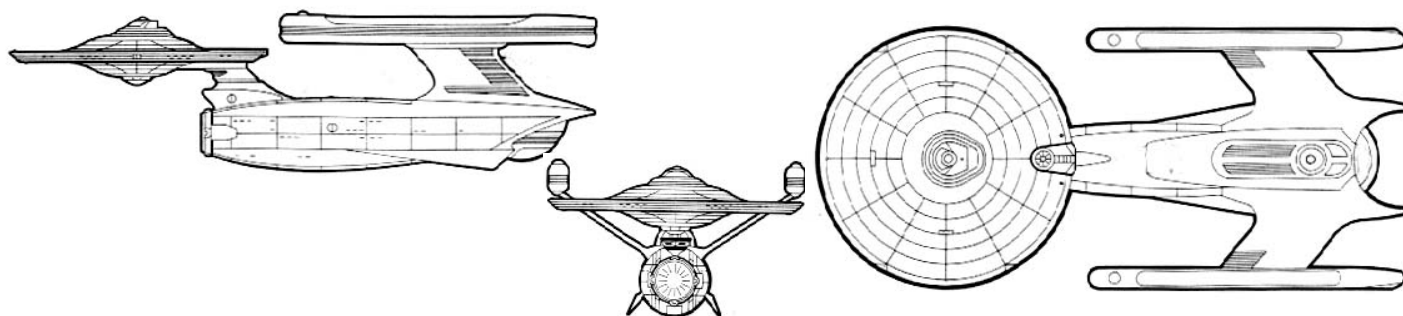
Writing/ Ship Design

Bryan Jecko
Guy W. McLimore, Jr.
Greg K. Poehlein
David F. Tepool
J.M. Kuzee
Pete Rogan
Josh W. Spencer
Matt Burke
David L. Kemper
Steve Bacon
PT Riley

Illustration

Dana Knutson
Todd F. March
Jeff Laubenstein
Mitch O'Connell
David J. Hutchins
Dan Carrol
J.M. Kuzee
Pete Rogan
Josh W. Spencer
Matt Burke
David L. Kemper
Jim Stevenson

KOLM-AN CLASS VIII ASSAULT SHIP



CONSTRUCTION DATA:

| | |
|-------------------------|------|
| Class - | VIII |
| Model - | Mk I |
| Date Entering Service - | 2278 |
| Number Constructed - | 39 |

HULL DATA:

| | |
|-------------------------|------------|
| Superstructure Points - | 19 |
| Damage Chart - | C |
| Size | |
| Length - | 212 m |
| Width - | 93 m |
| Height - | 54 m |
| Weight - | 117,148 mt |
| Cargo | |
| Cargo Units - | 350 SCU |
| Cargo Capacity - | 17,500 mt |
| Landing Capacity - | None |

EQUIPMENT DATA:

| | |
|-------------------------|-----|
| Control Computer Type - | M-3 |
| Transporters - | |
| Standard 6-person - | 4 |
| Combat 22-person - | 4 |
| Emergency 18-person - | 2 |
| Cargo - | 4 |

OTHER DATA:

| | |
|----------------|-----|
| Crew - | 50 |
| Troops - | 350 |
| Passengers - | 20 |
| Shuttlecraft - | 18 |

ENGINEERING:

| | |
|-------------------------------|--------|
| Total Power Units Available - | 38 |
| Movement Point Ratio - | 3/1 |
| Warp Engine Type - | FWE-2 |
| Number - | 2 |
| Power Units Available - | 13 ea. |
| Stress Chart - | G/K |
| Max Safe Cruising Speed - | Warp 7 |
| Emergency Speed - | Warp 9 |
| Impulse Engine Type - | FIF-1 |
| Power Units Available - | 12 |

WEAPONS AND FIRING DATA:

| | |
|-----------------------|-------------------|
| Beam Weapon Type - | FH-12 |
| Number - | 6 |
| Firing Arcs - | 2 f/p, 2 f, 2 f/s |
| Firing Chart - | R |
| Maximum Power - | 6 |
| Damage Modifiers | |
| +3 | - |
| +2 | (1-9) |
| +1 | (10-16) |
| Torpedo Weapon Type - | FP-7 |
| Number - | 4 |
| Firing Arcs - | 4 f |
| Firing Chart - | R |
| Power To Arm - | 1 |
| Damage - | 8 |

SHIELD DATA:

| | |
|-------------------------|-----|
| Deflector Shield Type - | FSI |
| Shield Point Ratio - | 1/3 |
| Maximum Shield Power - | 13 |

COMBAT EFFICIENCY:

| | |
|-------|------|
| D - | 99.2 |
| WDF - | 48.6 |



Notes:

"Muscular" is the word used to describe the formidable Kolm-An assault ship. The Makin and Continent classes carry more men and equipment, but the Kolm-An carries a heavier load of ship borne weaponry, the better to provide it's landed troops with fire support from orbit.

The Kolm-An class was designed to transport up to a company of Federation Marines, their vehicles and equipment, to land them on a hostile world via transporters and/or assault shuttlecraft, to provide all their support needs for up to 30 standard solar days without re-supply and to hold off minor counterattacks, all of this without aid or support from accompanying Star Fleet Vessels.

Star Fleet felt it necessary to have such ships as the Kolm-An class to provide swift deployment of needed defensive forces at short notice along the congested Klingon and Romulan Neutral Zones. Unlike the larger assault ships, Kolm-An need not be based or restricted to limited patrol routes, or provided with extensive escort and support ships, all of which increase response time. To deal with the threat of deliberate invasion or even sudden raids on Federation or neutral worlds on the frontier, the best course was to place single companies of Marines on constant combat patrol, and the best way to do that was to build a ship capable of holding its own with a minimum of external aid.

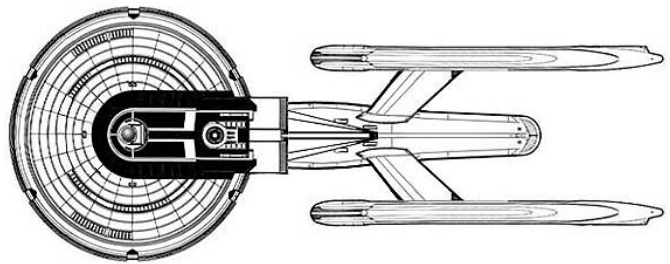
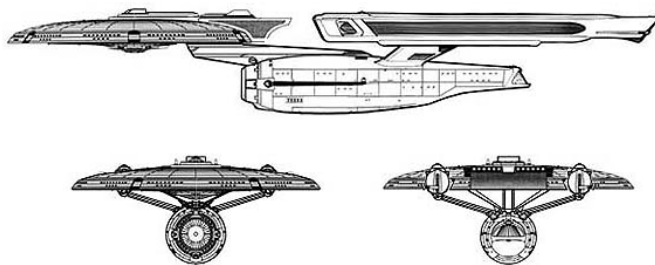
A Kolm-An can land its troops, combat-ready, in approximately ten minutes from "go". Its dual-purpose Combat Information Center on the bridge coordinates reports from the ground and monitors the space situation. The ground commander can order phaser or photon torpedo bombardment with pin-point accuracy in less than thirty second from receipt of the fire order, evaluate the overall terrain with spaceborne sensors to determine the local threat, and ensure backup communications control with the aid of the Kolm-An's sophisticated track-and-comm station.

For quick insertions and rapid extractions, the Kolm-An has no equal on either side of the frontier. But its mission profile demands that the local threat be conclusively dealt with in thirty minutes before the ship's orbit carrier it beyond the battle zone. Some Marine commanders have extended their full-combat ability time by landing as much as an orbit ahead of time and attacking the objective only as the Kolm-An arrives above the horizon (ATH). Time and circumstances do not always permit this; though standard orders always explicitly grand Marine commander the option to retreat from too large a threat, only once has a Kolm-An retreated before landing its forces.

Kolm-An's are being built at the rate of 16 per year at Salazaar, Sol II and Star Base 12 shipyards. Of the 39 Kolm-An class vessels built, 34 remain in active service. Of the remainder, 2 are used by Star Fleet Training Command, 2 have been scrapped and 1 has been destroyed.

Kolm-An class design by J.M. Kuzee and Pete Rogan.

INDOMITABLE CLASS XII BATTLESHIP



CONSTRUCTION DATA:

| | | |
|-------------------------|------|-------|
| Class - | XII | XII |
| Model - | Mk I | Mk II |
| Date Entering Service - | 2281 | 2285 |
| Number Constructed - | 4 | 1 |

HULL DATA:

| | | |
|-------------------------|------------|------------|
| Superstructure Points - | 42 | 42 |
| Damage Chart - | C | C |
| Size | | |
| Length - | 410 m | 410 m |
| Width - | 170 m | 170 m |
| Height - | 70 m | 70 m |
| Weight - | 182,165 mt | 183,145 mt |

Cargo

| | | |
|--------------------|-----------|-----------|
| Cargo Units - | 550 SCU | 560 SCU |
| Cargo Capacity - | 27,500 mt | 28,000 mt |
| Landing Capacity - | None | None |

EQUIPMENT DATA:

| | | |
|-------------------------|-----|-----|
| Control Computer Type - | M-7 | M-8 |
| Transporters - | | |
| Standard 6-person - | 5 | 5 |
| Combat 22-person - | 2 | 2 |
| Emergency 18-person - | 6 | 6 |
| Cargo - | 4 | 4 |

OTHER DATA:

| | | |
|----------------|-----|-----|
| Crew - | 610 | 620 |
| Troops - | 40 | 40 |
| Passengers - | 20 | 20 |
| Shuttlecraft - | 16 | 16 |

ENGINEERING:

| | | |
|-------------------------------|---------|---------|
| Total Power Units Available - | 84 | 84 |
| Movement Point Ratio - | 4/1 | 4/1 |
| Warp Engine Type - | FWG-1 | FWG-1 |
| Number - | 2 | 2 |
| Power Units Available - | 26 ea. | 26 ea. |
| Stress Chart - | D/F | D/F |
| Max Safe Cruising Speed - | Warp 8 | Warp 8 |
| Emergency Speed - | Warp 10 | Warp 10 |
| Impulse Engine Type - | FIG-2 | FIG-2 |
| Power Units Available - | 32 | 32 |

WEAPONS AND FIRING DATA:

| | | |
|-----------------------|------------------------|------------------------|
| Beam Weapon Type - | FH-11 | FH-11 |
| Number - | 8 | 8 |
| Firing Arcs - | 2 f/p, 2 f, 2 f/s, 2 a | 2 f/p, 2 f, 2 f/s, 2 a |
| Firing Chart - | Y | Y |
| Maximum Power - | 10 | 10 |
| Damage Modifiers | | |
| +3 | (1-10) | (1-10) |
| +2 | (11-17) | (11-17) |
| +1 | (18-24) | (18-24) |
| Torpedo Weapon Type - | FP-4 | FP-4 |
| Number - | 4 | 6 |
| Firing Arcs - | 2 f, 2 a | 4 f, 2 a |
| Firing Chart - | S | S |
| Power To Arm - | 1 | 1 |
| Damage - | 20 | 20 |

SHIELD DATA:

| | | |
|-------------------------|-----|-----|
| Deflector Shield Type - | FSP | FSP |
| Shield Point Ratio - | 1/4 | 1/4 |
| Maximum Shield Power - | 16 | 16 |

COMBAT EFFICIENCY:

| | | |
|-------|-------|-------|
| D - | 202.1 | 202.1 |
| WDF - | 135.6 | 160.6 |



NOTES:

Known Sphere of Operation: Federation Wide Borders

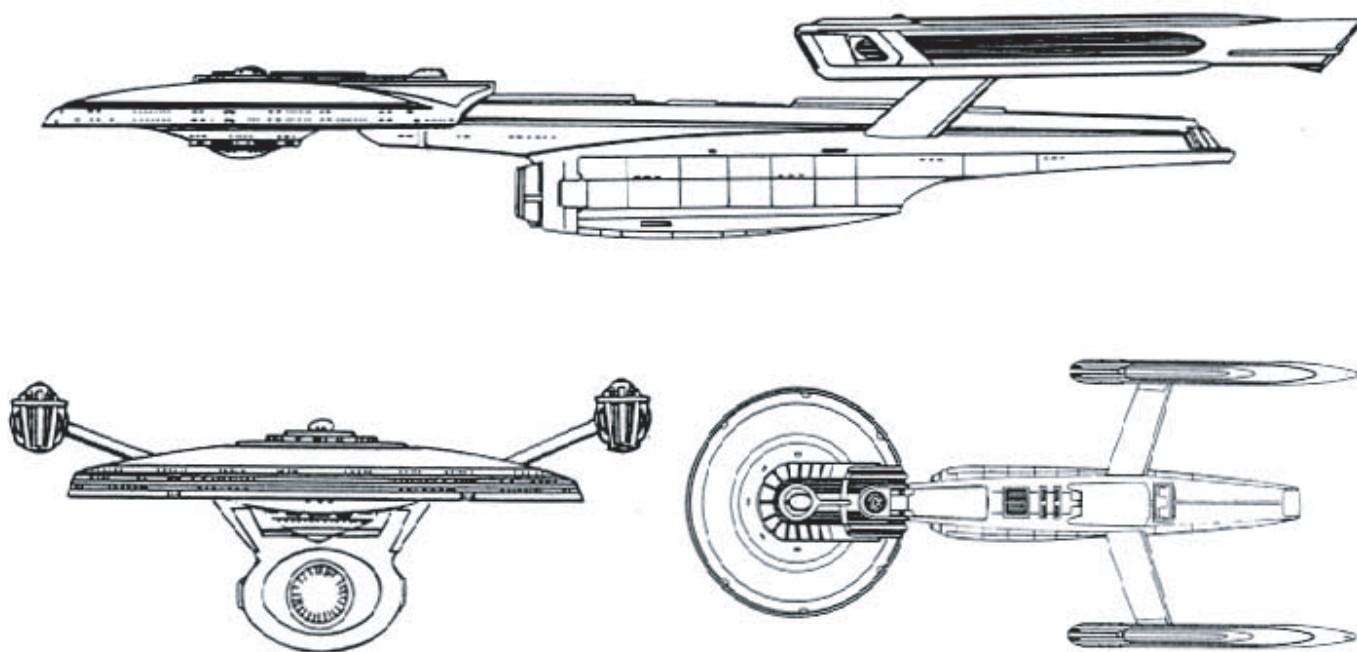
After the USS Enterprise was involved in the V'Ger Incident of 2271, and her resulting acid test of new systems, Star Fleet Procurement approved plans to build a battleship class. At this time, reports were also being received from Project Dixie and Project Grey Ghost intelligence agents that the Klingons were aspiring to build a successor to the L-13 class, and the Romulans were about to start construction on a battleship.

The approved design, code-named Indomitable, used the new FWG-1 units, along with the FIG-2 impulse drive system (which was not installed on the Enterprise), along with the advanced M-7 multitronic computer which had just been removed from the drawing boards and put into production. The M-7s use was a shot in the arm to Daystrom Data Concepts, since no one had yet found a use for the system. The go-ahead was given to build 10 Indomitable Class battleships, and construction began on the first four ships at the Sol III shipyards late 2274.

But in 2275, when Shuvinaaijis announced the development of TransWarp Drive theory, Star Fleet immediately cancelled the contract for the six additional Indomitables that were to be built, and announced that the four ships already under construction would be put into mothballs upon completion. The project contractors involved were startled. Everyone asked Star Fleet why, at a time when the Klingons and Romulans were about to deploy battleships along the borders, did they have to suspend construction on ten battleships?

Star Fleet offered no explanation. The four completed battleships were placed in mothballs late 2275, and the issue remained unresolved until the recently-promoted Admiral Joseph R Holman, the leading proponent of the "Warp 10 Navy" concept, met with Admiral Randolph Morrow, Commanding Officer of Star Fleet, in February of 2276 aboard Spacedock. Holman discussed with Morrow the Battleship dilemma; he also informed the Admiral that the Klingons were within six weeks of deploying a battleship capable of taking on the Enterprise Class one-on-one, and that the Romulans had already done so.

ORIGINAL SCHEMATICS:



NOTES - Cont.

Morrow revealed the real reason for canceling the Indomitable Class - "The Great Experiment" - to Holman, who agreed that the Excelsior Class was a welcome addition to Star Fleet, but while the Trans-Warp battleship was under construction and testing, the Indomitable was needed even more than ever to fill the void because, in simple terms, "The Klingons and Romulans have an enormous superiority over us when it comes to battleships. They have 2 while we still have none."

In addition, Holman convinced Morrow that the Indomitable would not be obsolete at all; their capabilities would be far superior to what the Klingons and Romulans would be producing. And when the time came to refit the class with Trans-Warp Drive, it would be just as capable as the Excelsior.

Following this meeting, Admiral Morrow called a press conference, with Admiral Holman in attendance. Morrow announced the reactivation of the Indomitable project, with the four completed ships to be brought out of mothballs at once and the construction of the six remaining ships begun immediately. Admiral Morrow also publicly revealed that the Klingons and Romulans were about to deploy the L-24 ("Ever-Victorious") and Z-1 ("Nova") battleships along their border areas. "This," he said, "only offers us solid proof that we need this type of ship where it (the Indomitable) is needed most. . . to deter possible Klingon and Romulan aggression." He also announced the existence of the heretofore rumored Trans-Warp Drive ship, the USS Excelsior, which was ready to undergo testing.

Four ships ,the USS Indomitable (NCC-2010), the USS Indefatigable (NCC-2011), the USS Dauntless (NCC-2012), and USS Incontestable (NCC-2013) were simultaneously commissioned on July 1st, 2276. All four ships were immediately sent to the Klingon and Romulan border areas. Their appearance has apparently evened the balance of power for the moment and having a smaller displacement than the L-24 or Z-1, with combat capabilities vastly superior to their Klingon and Romulan counterparts.

The Mk II is being fitted with the improved FWG-1 warp engines, the most powerful conventional mass produced warp drive engines in history, with Warp 8 standard and Warp 10 emergency speeds. The M-8 multitronic computer replaces the M-7, allowing the addition of two FP-4 photon torpedoes to the weapons complement, giving the Mk II firepower comparable to the Mk I Excelsior. The Indomitable Class is to be produced at the Sol IV shipyards at a rate of 2 per year, and will be produced in addition to the Excelsior Class.

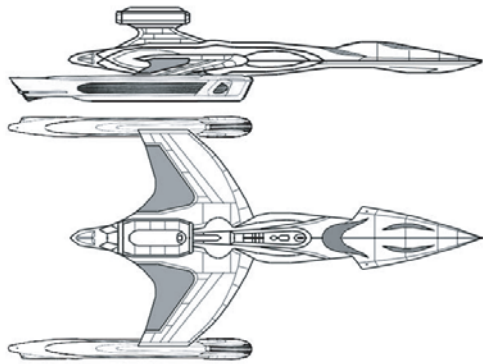
The following list of Indomitable Class battleships show their hull numbers, model number, date entering service, and current disposition. The disposition is represented by the letter codes given below and is followed by the date of occurrence, if known.

MK - Assigned to Klingon border, Military Operations Command
 MR - Assigned to Romulan border, Military Operations Command
 MG - Assigned to Gom border, Military Operations Command
 R2 - Refit to MkII
 UC - Under Construction

| | | |
|----------|----------------|----|
| NCC-2010 | Indomitable | I |
| NCC-2011 | Indefatigable | I |
| NCC-2012 | Dauntless | I |
| NCC-2013 | Incontestable | I |
| NCC-2014 | Inevitable | II |
| NCC-2015 | Solidarity | II |
| NCC-2016 | Inexorable | II |
| NCC-2017 | Indestructible | II |
| NCC-2018 | Dominion | II |
| NCC-2019 | Inflexible | II |

Indomitable Class original design: Josh W. Spencer

BEARCLAW CLASS IV CUTTER



NOTES:

Known Sphere of Operation: Federation Interior

Conceived as a cutter for dealing with smaller pirates and smugglers, the Bearclaw combines speed and firepower with good shielding for its size. Her sleek shape is intended to make atmospheric flight easier should the need arise for the craft to land.

CONSTRUCTION DATA:

| | |
|-------------------------|------|
| Class - | IV |
| Model - | Mk I |
| Date Entering Service - | 2289 |
| Number Constructed - | 245 |

HULL DATA:

| | |
|-------------------------|-----------|
| Superstructure Points - | 10 |
| Damage Chart - | C |
| Size | |
| Length - | 45 m |
| Width - | 22 m |
| Height - | 9 m |
| Weight - | 28,080 mt |

Cargo

| | |
|--------------------|--------|
| Cargo Units - | 5 SCU |
| Cargo Capacity - | 250 mt |
| Landing Capacity - | Yes |

EQUIPMENT DATA:

| | |
|-------------------------|-----|
| Control Computer Type - | M-1 |
| Transporters - | |
| Standard 6-person - | 2 |
| Combat 20-person - | - |
| Emergency 22-person - | 1 |
| Cargo - | 1 |

OTHER DATA:

| | |
|----------------|----|
| Crew - | 40 |
| Troops - | 10 |
| Passengers - | 10 |
| Shuttlecraft - | - |

ENGINEERING:

| | |
|-------------------------------|--------|
| Total Power Units Available - | 24 |
| Movement Point Ratio - | 3/1 |
| Warp Engine Type - | FWH-1 |
| Number - | 2 |
| Power Units Available - | 10 ea. |
| Stress Chart - | Q/R |
| Max Safe Cruising Speed - | Warp 7 |
| Emergency Speed - | Warp 9 |
| Impulse Engine Type - | FIB-2 |
| Power Units Available - | 4 |

WEAPONS AND FIRING DATA:

| | |
|--------------------|-----------------------|
| Beam Weapon Type - | FH-12 |
| Number - | 4 |
| Firing Arcs - | 2 p/t/s, 1 p/a, 1 s/a |
| Firing Chart - | R |
| Maximum Power - | 6 |
| Damage Modifiers | |
| +3 | - |
| +2 | (1-9) |
| +1 | (10-16) |

Torpedo Weapon Type -

| | |
|----------------|-----|
| Number - | 2 |
| Firing Arcs - | 2 f |
| Firing Chart - | L |
| Power To Arm - | 1 |
| Damage - | 10 |

SHIELD DATA:

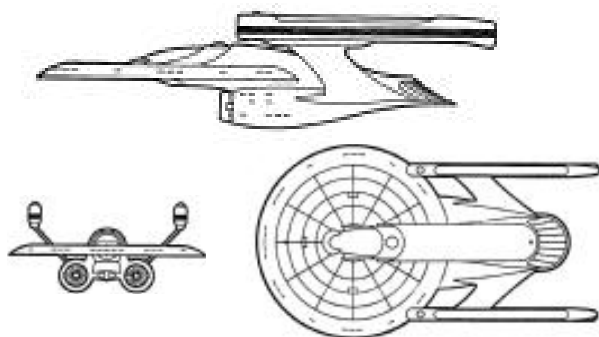
| | |
|-------------------------|-----|
| Deflector Shield Type - | FSB |
| Shield Point Ratio - | 1/2 |
| Maximum Shield Power - | 8 |

COMBAT EFFICIENCY:

| | |
|-------|------|
| D - | 47.3 |
| WDF - | 28.4 |

Bearclaw Class Cutter is a copyright of PT Riley, Star Trek Ship Design (<http://www.geocities.com/Area51/Capsule/1385/index.html>). "Cleaned up" version of Bearclaw drawings was accomplished by Jim Stevenson. Star Trek is a trademark/copyright of Paramount Pictures Corporation. No copyright infringements intended. Version 2.2

FINDER CLASS V SEARCH & RESCUE CORVETTE



CONSTRUCTION DATA:

| | | |
|-------------------------|------|-------|
| Class - | V | V |
| Model - | Mk I | Mk II |
| Date Entering Service - | 2274 | 2278 |
| Number Constructed - | 33 | 24 |

HULL DATA:

| | | |
|-------------------------|-----------|-----------|
| Superstructure Points - | 4 | 6 |
| Damage Chart - | C | C |
| Size | | |
| Length - | 140 m | 140 m |
| Width - | 80 m | 80 m |
| Height - | 32 m | 32 m |
| Weight - | 45,260 mt | 48,775 mt |

Cargo

| | | |
|--------------------|--------|--------|
| Cargo Units - | 15 SCU | 15 SCU |
| Cargo Capacity - | 750 mt | 750 mt |
| Landing Capacity - | None | None |

EQUIPMENT DATA:

| | | |
|-------------------------|-----|-----|
| Control Computer Type - | M-1 | M-1 |
| Transporters - | | |
| Standard 6-person - | 4 | 4 |
| Emergency 18-person - | 3 | 3 |
| Cargo - | 1 | 1 |

OTHER DATA:

| | | |
|----------------|-----|-----|
| Crew - | 32 | 38 |
| Passengers - | 200 | 200 |
| Shuttlecraft - | 8 | 8 |

ENGINEERING:

| | | |
|-------------------------------|--------|--------|
| Total Power Units Available - | 32 | 32 |
| Movement Point Ratio - | 2/1 | 2/1 |
| Warp Engine Type - | FWB-2 | FWB-2 |
| Number - | 2 | 2 |
| Power Units Available - | 14 ea. | 14 ea. |
| Stress Chart - | M/O | M/O |
| Max Safe Cruising Speed - | Warp 8 | Warp 8 |
| Emergency Speed - | Warp 9 | Warp 9 |
| Impulse Engine Type - | FIB-2 | FIB-2 |
| Power Units Available - | 4 | 4 |

WEAPONS AND FIRING DATA:

| | | |
|--------------------|---|------|
| Beam Weapon Type - | - | FH-1 |
| Number - | - | 2 |
| Firing Arcs - | - | 2 f |
| Firing Chart - | - | F |
| Maximum Power - | - | 2 |
| Damage Modifiers | | |

SHIELD DATA:

| | | |
|-------------------------|-----|-----|
| Deflector Shield Type - | FSC | FSD |
| Shield Point Ratio - | 1/1 | 1/2 |
| Maximum Shield Power - | 10 | 8 |

COMBAT EFFICIENCY:

| | | |
|-------|------|------|
| D - | 41.7 | 65.6 |
| WDF - | 0 | 0.7 |



NOTES

Sphere of Operation: Federation Stations

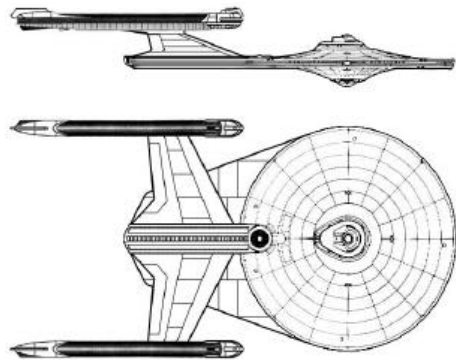
The St. Bernard that runs like a greyhound" is how Federation Admiral James Atosin described the D.S.S. Finder at its launch. Among the newest of the Federation's base auxiliary craft, the Finder Class IV Search and Rescue Corvette fills a need long lacking in Star Base operations: A quick-response large craft capable of locating and reaching vessels in distress in minimum time, and of rescuing their crew and passengers. Emergencies in space that result in loss of warp capability and life support are quite common in heavily-traveled space lanes, as well as near busy frontiers. The great number of vessels for the former, and the generally advanced age and poor condition of ships for the latter, are the main causes. The Federation has had to rely on a passing Star Fleet vessel for most of these rescues, even when the distress signal reached a Star Base or other permanent facility. It used to be common practice to dispatch whatever ships were available, including vessels under repair, Merchant Marine craft, tenders and tugs to ensure that sufficient vessels were on hand to take off all life forms in danger. Star Fleet Admiral Hugam Naroev of Materiel Command finally had a Tellarite blowup over this situation. A sector-wide or even a single-base callout to rescue one ship was costing thousands of man hours of repair and replenishment time for a dozen ships at a shot, time that could not be made up if a strict fleet maintenance schedule were to be maintained. His office prepared a study showing that 83% of this time could be saved if Star Fleet had one type of vessel devoted solely to the rescue of endangered lives. He got support from his opposite number in the Office of Shipping and Transportation and took his appeal directly to the Secretary of Star Fleet. Approval for a search-and-rescue corvette class of vessels to be designed and built was authorized 2268.

Star Fleet had already authorized the construction of merchant cutters and other patrol craft for heavily-trafficked space, and there was some friction over the necessity for a special-purpose vessel, but the near disaster of the Emperor Ankhon won over most of the critics. Life-saver vessels were a Federation necessity. The Finders were intended to respond to distress calls at high speed, to locate vessels in distress even if they had no transmissions, transponder or beacon, and to effect a maximum-speed evacuation of all life-forms from a stricken vessel back to its home base. They were designed, therefore, to be light, fast, roomy, and equipped exclusively with emergency medical facilities, expanded life-support systems, and an immense sensor array based on twin Chiokis scanner dishes. They also carried four specially-designed evacuation launches built with universal-adaptor airlocks, a miniature sickbay, and couches for up to 40 humanoid life-forms each, capable of planetary landings as a matter of course. Each Finder can carry up to 200 humanoid-sized life-forms, standard, but up to 500 or more can fit aboard in an emergency.

Any remaining doubts as to the class' usefulness were dispelled two months after the first launch, when the Finder itself intercepted a distress call on the way to its first duty station. The free trader Backspin had encountered an uncharted gravitic anomaly and suffered heavy damage; it was unable to resume warp and had less than a day's life support left for the 41 surviving crew and passengers. By the time the Finder reached the last reported position the free trader had already ceased to broadcast and the gravitic anomaly had confused the navigation sensors, but the Finder's crew spent less than two hours locating the vessel. By the time the Star Fleet craft hove alongside most of the free trader's crew were unconscious, but quick action saved them all without the loss of a single life.

Star Fleet's original deployment plan would have placed two Finders at every Star Base and major Federation world; plans are reportedly afoot even now to speed up production to place Finders on open patrol in frontier regions to improve their reaction time. The shipyards at Morena are producing three Finders a year, but this rate is expected to double shortly.

APOLLO CLASS XI CRUISER



NOTES:

Known Sphere of Operation: Federation Boarders

The Apollo class started life basically as a prototype design study and was never intended to go into production. When tensions between the Federation and the Romulan Empire increased following the Toma Incident, the Apollo class was put into full production in the event of war. In the end, only ten of these ships were built.

CONSTRUCTION DATA:

Class - XI
Model - Mk I
Date Entering Service - 2295
Number Constructed - 10

HULL DATA:

Superstructure Points - 31
Damage Chart - C
Size
Length - 363 m
Width - 147 m
Height - 42 m
Weight - 137,325 mt

Cargo

Cargo Units - 450 SCU
Cargo Capacity - 22,500 mt
Landing Capacity - None

EQUIPMENT DATA:

Control Computer Type - M-7
Transporters -
Standard 8-person - 6
Combat 22-person - -
Emergency 18-person - 4
Cargo - 2

OTHER DATA:

Crew - 400
Troops - -
Passengers - 60
Shuttlecraft - 5

ENGINEERING:

Total Power Units Available - 76
Movement Point Ratio - 4/1
Warp Engine Type - FWG-1
Number - 2
Power Units Available - 26 ea.
Stress Chart - D/F
Max Safe Cruising Speed - Warp 8
Emergency Speed - Warp 10
Impulse Engine Type - FIG-1
Power Units Available - 24

WEAPONS AND FIRING DATA:

Beam Weapon Type - FH-11
Number - 6
Firing Arcs - 2 f/p/a, 2 f/s/a, 2 p/a/s
Firing Chart - Y
Maximum Power - 10
Damage Modifiers
+3 (1-10)
+2 (11-17)
+1 (18-24)
Torpedo Weapon Type - FP-4
Number - 4
Firing Arcs - 1 f/p, 1 f/s, 1 p/a, 1 s/a
Firing Chart - S
Power To Arm - 1
Damage - 20

SHIELD DATA:

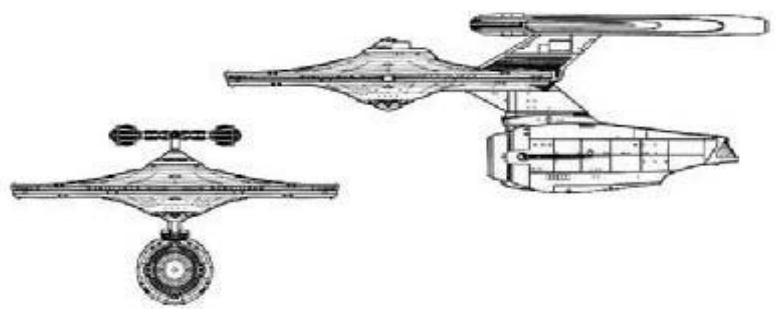
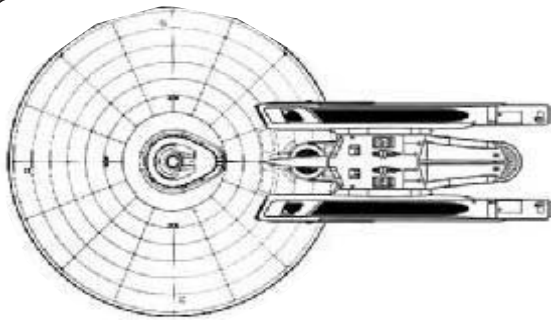
Deflector Shield Type - FSP
Shield Point Ratio - 1/4
Maximum Shield Power - 16

COMBAT EFFICIENCY:

D - 174.3
WDF - 114.2

Apollo Class Cruiser is a copyright of PT Riley, Star Trek Ship Design (<http://www.geocities.com/Area51/Capsule/1385/index.html>). "Cleaned up" version of Apollo drawings was accomplished by Jim Stevenson. Star Trek is a trademark/copyright of Paramount Pictures Corporation. No infringements intended. Version 3.0

ASHANTI CLASS XII HEAVY CRUISER



CONSTRUCTION DATA:

| | | |
|-------------------------|------|-------|
| Class - | XII | XII |
| Model - | Mk I | Mk II |
| Date Entering Service - | 2287 | 2312 |
| Number Constructed - | 18 | 17 |

HULL DATA:

| | | |
|-------------------------|------------|------------|
| Superstructure Points - | 36 | 43 |
| Damage Chart - | C | C |
| Size | | |
| Length - | 260 m | 260 m |
| Width - | 141 m | 141 m |
| Height - | 35 m | 35 m |
| Weight - | 209,240 mt | 187,665 mt |

Cargo

| | | |
|--------------------|-----------|-----------|
| Cargo Units - | 300 SCU | 300 SCU |
| Cargo Capacity - | 15,000 mt | 15,000 mt |
| Landing Capacity - | None | None |

EQUIPMENT DATA:

| | | |
|-------------------------|------|------|
| Control Computer Type - | M-7a | M-7a |
| Transporters - | | |
| Standard 6-person - | 4 | 4 |
| Combat 22-person - | - | - |
| Emergency 18-person - | 7 | 7 |
| Cargo - | 6 | 6 |

OTHER DATA:

| | | |
|----------------|-----|-----|
| Crew - | 550 | 495 |
| Troops - | - | - |
| Passengers - | 60 | 80 |
| Shuttlecraft - | 10 | 10 |

ENGINEERING:

| | | |
|-------------------------------|---------|---------|
| Total Power Units Available - | 108 | 82 |
| Movement Point Ratio - | 5/1 | 4/1 |
| Warp Engine Type - | FWC-1 | FWC-2 |
| Number - | 2 | 2 |
| Power Units Available - | 38 ea. | 25 ea. |
| Stress Chart - | E/H | D/E |
| Max Safe Cruising Speed - | Warp 8 | Warp 12 |
| Emergency Speed - | Warp 10 | Warp 14 |
| Impulse Engine Type - | FIG-2 | FIG-2 |
| Power Units Available - | 32 | 32 |

WEAPONS AND FIRING DATA:

| | | |
|-----------------------|---------------------------|--|
| Beam Weapon Type - | FH-11 | FH-11 |
| Firing Arcs - | 2 f/p, 2 f, 2 f/s | 2 f/p, 2 f, 2 f/s 2 f/p/a, 2 f/s/a, 2 p/a/s |
| Firing Chart - | Y | Y |
| Maximum Power - | 10 | 10 |
| Damage Modifiers | | |
| +3 | (1-10) | (1-10) |
| +2 | (11-17) | (11-17) |
| +1 | (18-24) | (18-24) |
| Beam Weapon Type - | FH-5 | - |
| Firing Arcs - | 2 f/p/a, 2 f/s/a, 2 p/a/s | - |
| Firing Chart - | W | - |
| Maximum Power - | 5 | - |
| Damage Modifiers | | |
| +3 | (1-10) | - |
| +2 | (11-17) | - |
| +1 | (18-20) | - |
| Torpedo Weapon Type - | FP-4 | FP-4 |
| Firing Arcs - | 2 f, 2 a | 2 f, 2 a |
| Firing Chart - | S | S |
| Power to Arm - | 1 | 1 |
| Damage - | 20 | 20 |

SHIELD DATA:

| | | |
|-------------------------|-----|-----|
| Deflector Shield Type - | FSS | FSQ |
| Shield Point Ratio - | 1/4 | 1/4 |
| Maximum Shield Power - | 20 | 30 |

COMBAT EFFICIENCY:

| | |
|-------|--|
| D - | |
| WDF - | |



NOTES:

Federation Wide Use

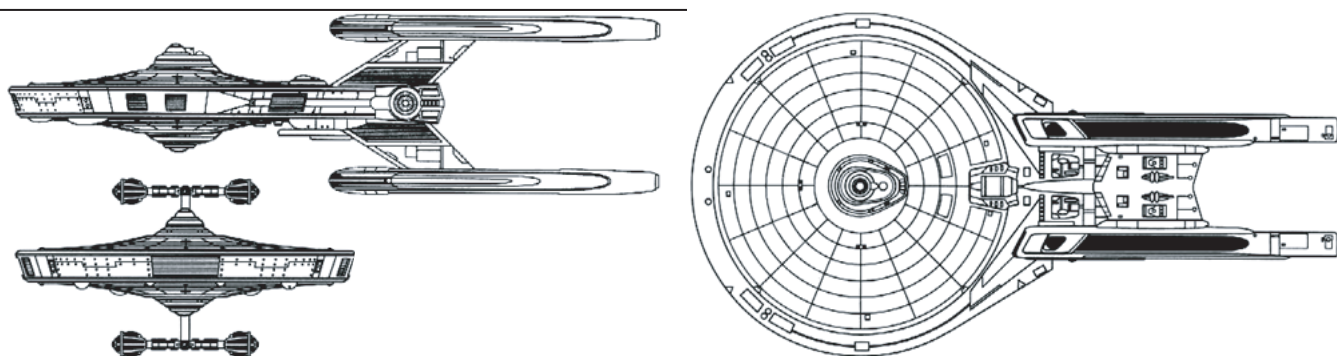
The Ashanti was produced by a combination of Politics and technical innovation. The decision to decommission the Constitution class ships in 2285 meant that a successor was required. It was logical that the new design draw on the old. One major change that was dictated was the choice of Warp Drive, the new FWG-3 warp drive had just come onto the inventory, and it was proposed to use this engine on the new class. This choice forced a change in the Warp drive mountings, as it was felt that the Constitution class support struts would be insufficient to support the greater mass. The choice made was to attach a new support structure to the top of the primary hull, this structure was sturdier, and it also served to house main engineering, releasing a large amount of space in the secondary hull for enhanced shuttle bays and crew facilities. Additional science labs were also added to the secondary hull.

In the event the reversal of the decommissioning decision for the Constitution class meant that the Ashanti was built in relatively small numbers, just 18 ships were built from a projection of 40. The most famous of the ships was of course the USS Challenger NCC-2032, which featured prominently in the skirmishes prior to the signing of the first Khitomer treaty. Another ship of note was NCC- 2048 USS Ahwanne.

The other reason for the limited production run was the choice of warp drive, any growth in class weight would have adversely effected maneuverability and power efficiency. For this reason the Mk II adopted the far lighter FWL2 engine, with a resulting loss of power and efficiency, but speeds were radically improved, and the weight saving from the engines could be used for weapons enhancements. These modifications saw the ships through another 40 years service and into reserve or training duties after that. One ship was diverted from a training cruise to participate in the Battle of Wolf 359.

ASHANTI NAME FROM SHIPS OF THE STARFLEET, THIS DESIGN BY JIM GURZICK ENVISIONED AS CHALLENGER CLASS FROM WOLF 359, BUT LATER PROVEN TO BE INCORRECT AS DESIGN SHOULD BE TNG STYLE. SCHEMATIC IS FROM WWW.SHIPSCHEMATICS.NET, FASA STATS BY STEVE BACON

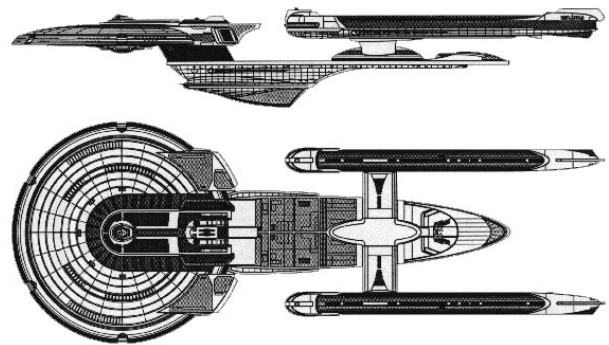
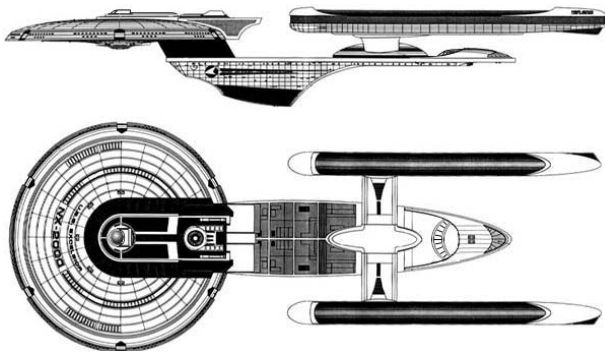
CONSTELLATION CLASS XIV-XV STAR CRUISER



CONSTRUCTION DATA:

| | | | | |
|---------------------------------|-------------------|-------------------|-------------------|-------------------|
| Class - | XIV | XIV | XIV | XV |
| Model - | Mk I | Mk II | Mk III | Mk IV |
| Date Entering Service - | 2284 | 2290 | 2301 | 2320 |
| Number Constructed - | 30 | 26 | 8 | 4 |
| HULL DATA: | | | | |
| Superstructure Points - | 52 | 52 | 52 | 54 |
| Damage Chart - | C | C | C | C |
| Size | | | | |
| Length - | 305 m | 305 m | 305 m | 305 m |
| Width - | 161 m | 161 m | 161 m | 161 m |
| Height - | 84 m | 84 m | 84 m | 84 m |
| Weight - | 298,068 mt | 298,820 mt | 298,085 mt | 301,975 mt |
| Cargo | | | | |
| Cargo Units - | 610 SCU | 610 SCU | 610 SCU | 620 SCU |
| Cargo Capacity - | 30,500 mt | 30,500 mt | 30,500 mt | 31,000 mt |
| Landing Capacity - | None | None | None | None |
| EQUIPMENT DATA: | | | | |
| Control Computer Type - | M-7 | M-7a | M-7a | M-8 |
| Transporters - | | | | |
| Standard 6-person - | 4 | 4 | 4 | 4 |
| Emergency 22-person - | 6 | 6 | 6 | 6 |
| Cargo - | 12 | 12 | 12 | 12 |
| OTHER DATA: | | | | |
| Crew - | 670 | 670 | 670 | 680 |
| Passengers- | 40 | 40 | 40 | 40 |
| Shuttlecraft - | 20 | 20 | 20 | 20 |
| ENGINEERING: | | | | |
| Total Power Units Available - | 128 | 128 | 136 | 136 |
| Movement Point Ratio - | 6/1 | 6/1 | 6/1 | 6/1 |
| Warp Engine Type - | FWG-1 | FWG-1 | FWG-1 | FWG-1 |
| Number - | 4 | 4 | 4 | 4 |
| Power Units Available - | 26 ea. | 26 ea. | 26 ea. | 26 ea. |
| Stress Chart - | C/D | C/D | C/D | C/D |
| Max Safe Cruising Speed - | Warp 10 | Warp 10 | Warp 10 | Warp 10 |
| Emergency Speed - | Warp 12 | Warp 12 | Warp 12 | Warp 12 |
| Impulse Engine Type - | FIG-1 | FIG-1 | FIG-2 | FIG-2 |
| Power Units Available - | 24 | 24 | 32 | 32 |
| WEAPONS AND FIRING DATA: | | | | |
| Beam Weapon Type - | FH-11 | FH-11 | FH-11 | FH-11 |
| Number - | 6 | 6 | 6 | 6 |
| Firing Arcs - | 2 f/p, 2 f, 2 f/s | 2 f/p, 2 f, 2 f/s | 2 f/p, 2 f, 2 f/s | 2 f/p, 2 f, 2 f/s |
| Firing Chart - | Y | Y | Y | Y |
| Maximum Power - | 10 | 10 | 10 | 10 |
| Damage Modifiers | | | | |
| +3 | (1-10) | (1-10) | (1-10) | (1-10) |
| +2 | (11-17) | (11-17) | (11-17) | (11-17) |
| +1 | (18-24) | (18-24) | (18-24) | (18-24) |
| Beam Weapon Type - | FMH-4 | FMH-5 | FMH-8 | FMH-8 |
| Number - | 4 | 4 | 4 | 4 |
| Firing Arcs - | 2 f/p, 2 f/s | 2 f/p, 2 f/s | 2 f/p, 2 f/s | 2 f/p, 2 f/s |
| Firing Chart - | S | W | S | S |
| Maximum Power - | 16 | 15 | 20 | 20 |
| Damage Modifiers | | | | |
| +3 | (1-8) | (1-10) | (1-8) | (1-8) |
| +2 | (9-14) | (11-17) | (9-14) | (9-14) |
| +1 | (15-18) | (18-20) | (15-18) | (15-18) |
| Torpedo Weapon Type - | FP-5 | FP-4 | FP-4 | FP-9 |
| Number - | 4 | 4 | 4 | 4 |
| Firing Arcs - | 2 f, 2 a | 2 f, 2 a | 2 f, 2 a | 2 f, 2 a |
| Firing Chart - | R | S | S | R |
| Power to Arm - | 1 | 1 | 1 | 1 |
| Damage- | 16 | 20 | 20 | 28 |
| SHIELD DATA: | | | | |
| Deflector Shield Type - | FSS | FSS | FSQ | FSQ |
| Shield Point Ratio - | 1/4 | 1/4 | 1/4 | 1/4 |
| Maximum Shield Power - | 20 | 20 | 30 | 28 |
| COMBAT EFFICIENCY: | | | | |
| D - | 224.4 | 224.4 | 244.4 | 245.2 |
| WDF - | 149.8 | 168.6 | 172.2 | 201.0 |

EXCELSIOR CLASS XIII-XIV HEAVY CRUISER



CONSTRUCTION DATA:

| | | | | |
|-------------------------|-------|--------|-------|------|
| Class - | XIII | XIV | XIII | XIV |
| Model - | Mk II | Mk III | Mk IV | Mk V |
| Date Entering Service - | 2288 | 2290 | 2301 | 2315 |
| Number Constructed - | 88 | 38 | 87 | 62 |

HULL DATA:

| | | | | |
|-------------------------|------------|------------|------------|------------|
| Superstructure Points - | 52 | 62 | 52 | 62 |
| Damage Chart - | C | C | C | C |
| Size | | | | |
| Length - | 467 m | 467 m | 467 m | 467 m |
| Width - | 186 m | 186 m | 186 m | 186 m |
| Height - | 78 m | 78 m | 78 m | 78 m |
| Weight - | 236,480 mt | 252,545 mt | 237,065 mt | 298,165 mt |

Cargo

| | | | | |
|--------------------|-----------|-----------|-----------|-----------|
| Cargo Units - | 720 SCU | 770 SCU | 760 SCU | 800 SCU |
| Cargo Capacity - | 36,000 mt | 38,500 mt | 38,000 mt | 40,000 mt |
| Landing Capacity - | None | None | None | None |

EQUIPMENT DATA:

| | | | | |
|-------------------------|------|-----|-----|-----------|
| Control Computer Type - | M-7a | M-8 | M-8 | M-7a (x2) |
| Transporters - | | | | |
| Standard 6-person - | 5 | 5 | 5 | 6 |
| Emergency 22-person - | 7 | 8 | 8 | 8 |
| Cargo - | 12 | 12 | 12 | 13 |

OTHER DATA:

| | | | | |
|----------------|-----|-----|-----|-----|
| Crew - | 620 | 660 | 660 | 690 |
| Passengers- | 60 | 70 | 60 | 70 |
| Shuttlecraft - | 43 | 48 | 78 | 108 |

ENGINEERING:

| | | | | |
|-------------------------------|---------|---------|---------|---------|
| Total Power Units Available - | 104 | 108 | 108 | 116 |
| Movement Point Ratio - | 5/1 | 5/1 | 5/1 | 5/1 |
| Warp Engine Type - | FWG-3 | FWG-3 | FWG-3 | FWJ-2 |
| Number - | 2 | 2 | 2 | 2 |
| Power Units Available - | 38 | 38 | 38 | 38 |
| Stress Chart - | E/H | E/H | E/H | D/F |
| Max Safe Cruising Speed - | Warp 8 | Warp 8 | Warp 8 | Warp 9 |
| Emergency Speed - | Warp 10 | Warp 10 | Warp 10 | Warp 10 |
| Impulse Engine Type - | FIH-1 | FIG-2 | FIG-2 | FIG-2 |
| Power Units Available - | 28 | 32 | 32 | 32 |

WEAPONS AND FIRING DATA:

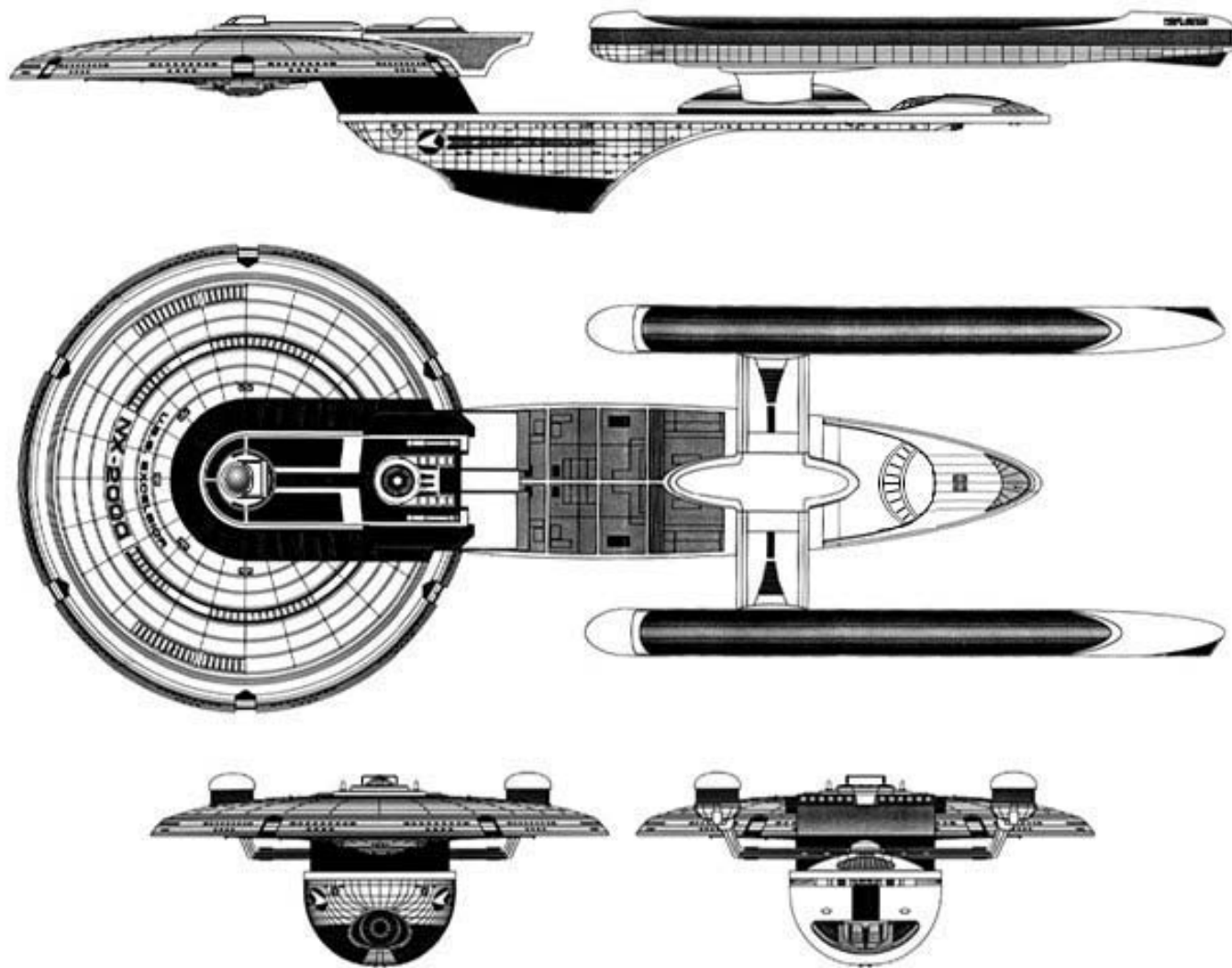
| | | | | |
|-----------------------|-------------------------------|-------------------------------|-------------------------------|-------------------------------|
| Beam Weapon Type - | FH-11 | FH-11 | FH-11 | FH-18 |
| Number - | 10 | 10 | 10 | 10 |
| Firing Arcs - | 4 f/p, 2 f, 4 f/s | 4 f/p, 2 f, 4 f/p | 4 f/p, 2 f, 4 f/p | 4 f/p, 2 f, 4 f/p |
| Firing Chart - | Y | Y | Y | Y |
| Maximum Power - | 10 | 10 | 10 | 12 |
| Damage Modifiers | | | | |
| +3 | (1-10) | (1-10) | (1-10) | (1-11) |
| +2 | (11-17) | (11-17) | (11-17) | (12-20) |
| +1 | (18-24) | (18-24) | (18-24) | (21-24) |
| Beam Weapon Type - | FH-7 | FH-13 | FH-16 | FH-14 |
| Number - | 6 | 6 | 6 | 6 |
| Firing Arcs - | 1 f/p/a, 1 f/s/a, 2 pal/2 s/a | 1 f/p/a, 1 f/s/a, 2 pal/2 s/a | 1 f/p/a, 1 f/s/a, 2 pal/2 s/a | 1 f/p/a, 1 f/s/a, 2 pal/2 s/a |
| Firing Chart - | Q | T | Y | T |
| Maximum Power - | 4 | 8 | 4 | 12 |
| Damage Modifiers | | | | |
| +3 | - | (1-5) | (1-10) | - |
| +2 | (1-8) | (6-12) | (11-17) | (1-10) |
| +1 | (9-16) | (13-18) | (18-24) | (11-18) |
| Torpedo Weapon Type - | FP-4 | FP-4 | FP-9 | FP-9 |
| Number - | 4 | 4 | 4 | 4 |
| Firing Arcs - | 2 f, 2 a | 2 f, 2 a | 2 f, 2 a | 2 f, 2 a |
| Firing Chart - | S | S | R | R |
| Power to Arm - | 1 | 1 | 1 | 1 |
| Damage- | 20 | 20 | 28 | 28 |

SHIELD DATA:

| | | | | |
|-------------------------|-----|-----|-----|-----|
| Deflector Shield Type - | FSS | FSQ | FSQ | FSQ |
| Shield Point Ratio - | 1/4 | 1/4 | 1/4 | 1/4 |
| Maximum Shield Power - | 20 | 30 | 30 | 30 |

COMBAT EFFICIENCY:

| | | | | |
|-------|-------|-------|-------|-------|
| D - | 224.4 | 256.7 | 242.4 | 264.7 |
| WDF - | 176.2 | 196.0 | 206.2 | 246.6 |



NOTES:

Dubbed the "Great Experiment" the Excelsior class of heavy cruiser has become the most recognized work horse in the Federation inventory. Originally constructed as a large exploratory cruiser, later changed to a battle ship and finally classified as a Heavy Cruiser, the Excelsior class continues to serve along most frontiers and in numerous mission roles. The Excelsior was originally constructed as the test bed vehicle for the failed Trans-Warp project or the late 2270's and early 2280's. Although the exact nature of the failure of the transwarp system still remains classified, it is known that there were multiple problems with the system.

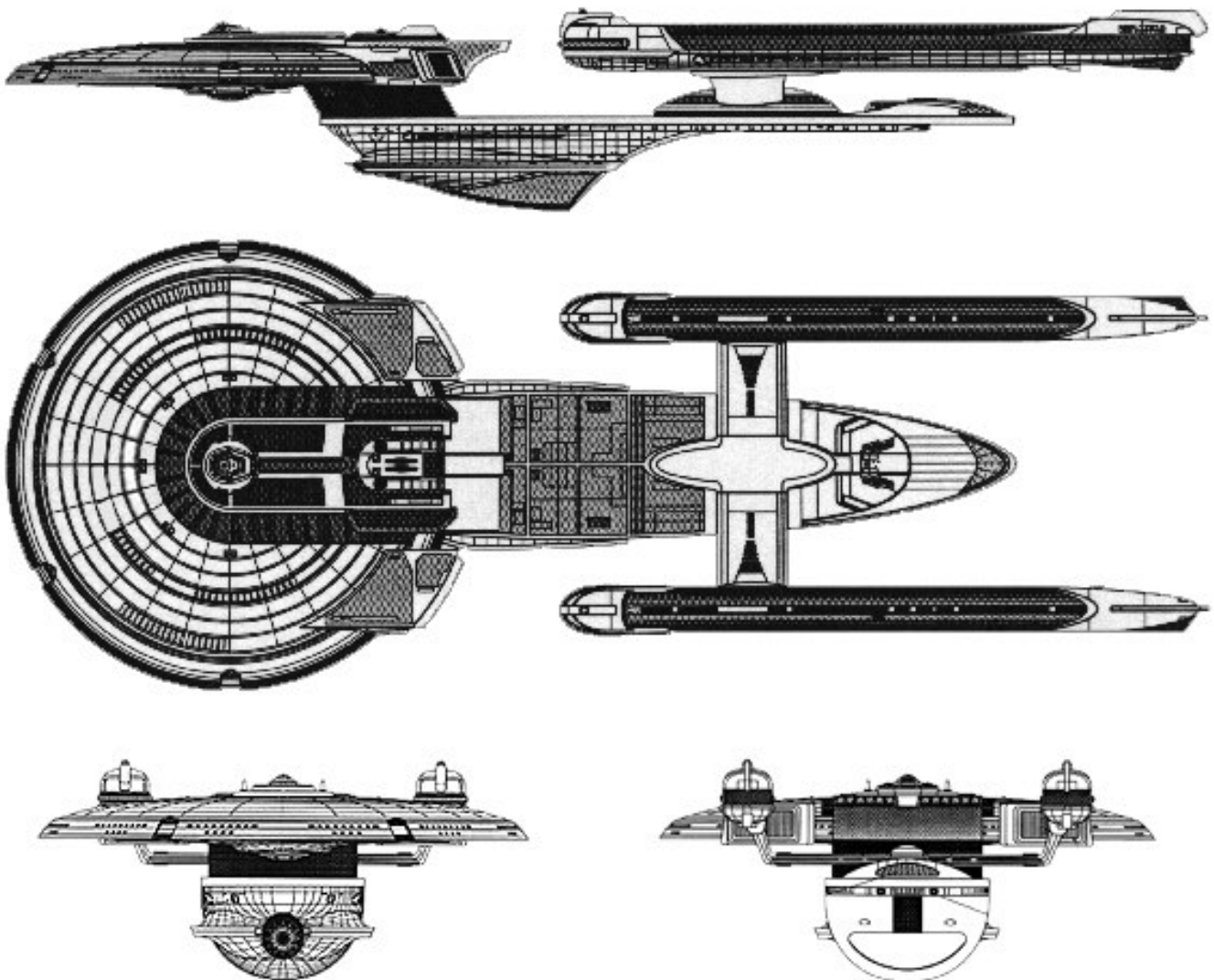
By 2287, Transwarp was declared a failure, and the Excelsior, along with several other designs on the drawing board, was retro fitted with the new FWG-3 driver coils. The FWG-3 was more powerful and significantly more stable than other engine designs, and provided the Mk II with the power and flexibility to conduct its multi-mission role with ease. The Basic design of the Excelsior expands on the much older Constitution class of vessels. Physical changes facilitated by engineering requirements quickly changed the entire appearance of the Excelsior class. The interior design provided for larger science stations and research facilities including 18 science suites, each designed to provide unique facilities on a moment's notice. The Basic layout of the ship also provided for better crew's quarters and more recreation facilities for enlisted personnel. The Excelsior could easily remain in deep space for its full 5 year capability with little support from other vessels. The Excelsior was the first vessel to use the newly designed FSS shield, which would soon become the standard in Deflector designs. The Mk II was also equipped with 10 primary phaser emplacements, capable of providing multiple target vectoring for combat operations. Also included were two lower banks and four aft firing banks, giving the Excelsior one of the most powerful combat ratings of the time. The Excelsior also incorporated 4 torpedo tubes, allowing for the powerful cruiser to fight in nearly any situation. Tests would continue on the Excelsior into the late 2280's as sister ships and new classes or vessels based on the design features were all started. By 2288, the Excelsior was officially commissioned and was soon exploring the frontier. When the USS Excelsior herself returned from a 3 year deep space mission in 2291, the Excelsior class was officially designated the Flagship class of the Federation. The Excelsior class went into mass production, and by 2292, nearly 50 were completed and in service.

In 2290, the third version of the popular heavy cruiser was prepared for launch. The USS Enterprise B was designed to incorporate new systems, including the FSQ deflector shield. This powerful defense system proved larger than the original space frame, and two large cowlings were added to the hull to provide room for the additional deflector generators. This unique design would later be used on other large cruisers. The increased internal space allowed for the inclusion of 4 additional labs and an additional two research teams. But the most radical design change was the expansion of the primary hull and impulse drive. Originally intended to house two separate FIF-1s, computer problems forced installation of the FIG-3. Using a unique design, the FIG-3's primary thrust systems were split between two locations on either side of the primary hull. Newly completed power transfer conduits allowed power from one set of fusion reactors to be shunted to the other thruster. But unlike a twin drive system, the FIG-3 needed only one set of control systems, which could be housed between the two thrust ports. This design allowed individual reactors and other components to be moved from one side of the ship to the other, without the interruption of power. An increase in firepower also marked the Mk III as a front line combatant. Although the Mk III was larger, it was hoped that the increase in capability would not slow production. Unfortunately, construction of the Mk III was nearly twice as long as construction of the Mk II. The Mk III was never produced in the large numbers of its smaller sibling, and by 2301, the Mk IV put production of the Mk III on hold.

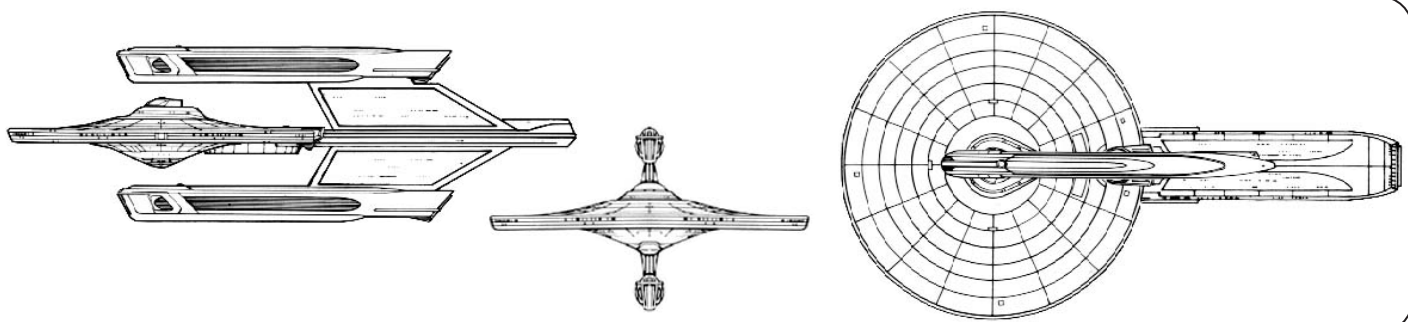
NOTES Cont.:

The Mk IV was started in 2299 in the hopes of a launch for the turn of the century. The improvements to the Mk III had not gone unnoticed, and designers at Utopia Planitia began design work to improve the Mk II. Utilizing new computers at the Jupiter Station Research Division, a fully holographic model of the Mk II was created and new components were moved in 3-d, allowing designers to evaluate their changes and impact on both space frame and crew. Although design work took longer than expected, it was found that with only a minimal re-arrangement of internal compartments, a single FIG-3 could be installed. Although the single drive location did make the Impulse Drive more vulnerable to damage, only a hand full of ships had been lost due to Impulse Drive loss. The cost associated with the Mk III's impulse deck was nearly eliminated, and other systems could be focused on. Included was the new FP-9, which delivered more damage over a wide spread area than other torpedo systems. In a surprising move, the FH-7s were replaced with the newly designed FH-16. Although only half as powerful as the Mk III's FH- 13s, the new FH-16 did have extended range, and took up less internal space. The FH-16 was not as easy to maintain as the FH-13, but was less expensive and easy to install. With the extra internal space freed, the FSQ could easily be installed, and in early 2301, the Mk IV was launched.

The Mk IV was also rushed into production, with plans for another 100 to be built. Bu the end of production, another 87 had been added to the fleet, many of which are still in use. But designers had not given up on the Mk III. In 2312, design work began on the Mk V in an attempt to keep the larger version of the Excelsior in use. Using a new software configuration, two separate M-7a's were installed, one in the primary and one in the secondary hull. Although this necessitated a large re-arrangement of internal compartments, the additional computing power allowed for the installment of more powerful weapons and sensors. The installation of the FH-18 and FH-14 catapulted the Excelsior class past other heavy cruisers and battleships, making it the most powerful twin engine design of it's time. Although other vessels would soon surpass this distinction, the Mk V proved cost efficient enough for over 20 to be built and commissioned. Although original production of the Excelsior was scheduled to exceed 200 by 2330, only 150 had been finished or converted. The Excelsior's designation as the fleet work-horse would take its toll on the venerable design. As of 2330, 275 space frames have been completed. Currently, 159 Mk IV's and 85 Mk V's are in active service. 5 Excelsior's are listed as missing, including 1 Mk II, 1 Mk III, 1 Mk IV and 2 Mk Vs. 2 Mk IIs, 3 Mk III's, 9 Mk IV's and 5 Mk V's have been destroyed; 1 Mk III, 3 Mk IV's and 3 Mk V's have been scrapped; 6 Mk IV's are currently used jointly by Star Fleet Training Command and Reserve Fleet Operations command, all based in the Sol system. The Excelsior is produced at various shipyards throughout the year at a standard production rate of 4 per year. Current production is expected to last through 2350.



TICONDEROGA CLASS X MEDIUM CRUISER



CONSTRUCTION DATA:

| | |
|-------------------------|------|
| Class - | X |
| Model - | Mk I |
| Date Entering Service - | 2276 |
| Number Constructed - | 49 |

HULL DATA:

| | |
|-------------------------|------------|
| Superstructure Points - | 24 |
| Damage Chart - | C |
| Size | |
| Length - | 243 m |
| Width - | 130 m |
| Height - | 69 m |
| Weight - | 144,980 mt |

Cargo

| | |
|--------------------|-----------|
| Cargo Units - | 250 SCU |
| Cargo Capacity - | 12,500 mt |
| Landing Capacity - | None |

EQUIPMENT DATA:

| | |
|-------------------------|-----|
| Control Computer Type - | M-4 |
| Transporters - | |
| Standard 6-person - | 3 |
| Combat 22-person - | - |
| Emergency 18-person - | 4 |
| Cargo - | 1 |

OTHER DATA:

| | |
|----------------|-----|
| Crew - | 330 |
| Troops - | - |
| Passengers - | 40 |
| Shuttlecraft - | 6 |

ENGINEERING:

| | |
|-------------------------------|---------|
| Total Power Units Available - | 56 |
| Movement Point Ratio - | 4/1 |
| Warp Engine Type - | FWG-1 |
| Number - | 2 |
| Power Units Available - | 26 ea. |
| Stress Chart - | D/F |
| Max Safe Cruising Speed - | Warp 8 |
| Emergency Speed - | Warp 10 |
| Impulse Engine Type - | FID-2 |
| Power Units Available - | 4 |

WEAPONS AND FIRING DATA:

| | |
|-----------------------|-----------------------|
| Beam Weapon Type - | FH-10 |
| Number - | 5 |
| Firing Arcs - | 2 f/p, 1 p/f/s, 2 f/s |
| Firing Chart - | W |
| Maximum Power - | 7 |
| Damage Modifiers | |
| +3 | (1-10) |
| +2 | (11-17) |
| +1 | (18-20) |
| Torpedo Weapon Type - | FP-5 |
| Number - | 1 |
| Firing Arcs - | 1 f |
| Firing Chart - | R |
| Power To Arm - | 1 |
| Damage - | 16 |

SHIELD DATA:

| | |
|-------------------------|-----|
| Deflector Shield Type - | FSO |
| Shield Point Ratio - | 1/3 |
| Maximum Shield Power - | 16 |

COMBAT EFFICIENCY:

| | |
|-------|-------|
| D - | 116.8 |
| WDF - | 58 |



Notes:

The Toconderoga Class Medium Cruiser is the newest class of vessel to come off the Federation assembly lines. At present only 49 Ticonderogas have been completed, with the construction of 24 more vessels to be completed if and when the class successfully completes long term operational trials.

The Ticonderoga was the first Star Fleet vessel to employ the "Up & Down" warp nacelle design as opposed to the conventional side to side method of dual engines in the past. Great study and design experimentation had gone into this alignment, with a number of new theories in warp field engineering occurring as well. Not until the evidence of improved performance came about was this radical design ever seriously considered.

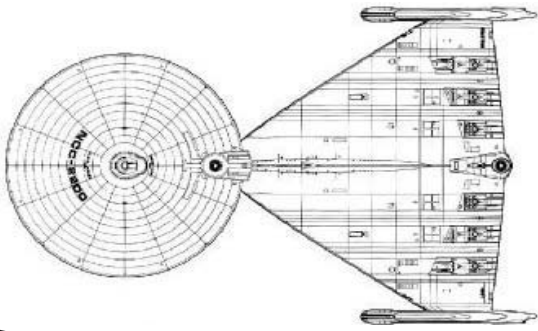
Tests had shown that, through some still-not-understood principle of matter/anti-matter balance and subspace field mechanics, a vessel using this warp field configuration should attain greater speeds with more safety than a vessel using the conventional configuration. Practice trials had only been tested on vessels less than 40,000 tons but designer and warp engineering specialists could find no reason why this advantage could not help larger ships as well. The Ticonderoga class was built to test that theory.

As the design achieved success, Star Fleet intended to use the vessels for such missions as escorting important convoys and pirate suppression duty. It was felt that the privateers who prey on helpless shipping would come up against a vessel that could both outgun them and outrun them. This never-before-seen situation was looked upon with great expectation by many merchant corporations and far-flung frontier worlds reliant on successful shipping for survival.

The trials of the Ticonderoga began late 2276. Only after a year of testing was it determined that the class was indeed a success. The Ticonderoga class one of the last major Star Fleet vessels to be fitted with standard warp drive. Although it was hoped that the trials of the Excelsior and Transwarp would dynamically change Warp Drive technology, the failure of the project none the less produced extensive changes to warp technology that were soon standard designs before the Ticonderoga's production run completed.

Since being commissioned, a total of 46 Ticonderoga remain on active duty. Plans have not yet been approved for a Mk II variant for the remaining 24 contracted by Star Fleet. Two Mk I's have been destroyed and one was sold.

ARIEL CLASS XVIII SHUTTLECARRIER



CONSTRUCTION DATA:

| | | |
|-------------------------|------|---------------|
| Class - | XVII | XVII |
| Model - | Mk I | Mk II |
| Date Entering Service - | 2276 | 2301 |
| Number Constructed - | 4 | 4 (converted) |

HULL DATA:

| | | |
|-------------------------|------------|------------|
| Superstructure Points - | 168 | 146 |
| Damage Chart - | C | C |
| Size | | |
| Length - | 496.1 m | 496.1 m |
| Width - | 316.1 m | 316.1 m |
| Height - | 79.2 m | 79.2 m |
| Weight - | 400,651 mt | 430,795 mt |
| Cargo | | |
| Cargo Units - | 1,843 SCU | 1,882 SCU |
| Cargo Capacity - | 91,690 mt | 94,080 mt |
| Landing Capacity - | None | None |

EQUIPMENT DATA:

| | | |
|-------------------------|-----------|----------|
| Control Computer Type - | M-6a (x3) | M-7 (x3) |
| Transporters - | | |
| Standard 6-person - | 13 | 13 |
| Combat 22-person - | 38 | 38 |
| Emergency 18-person - | 19 | 19 |
| Cargo - | 60 | 60 |

OTHER DATA:

| | | |
|----------------|-------|-------|
| Crew - | 2,379 | 2,472 |
| Troops - | 750 | 720 |
| Passengers - | 1,000 | 1,000 |
| Shuttlecraft - | 98 | 90 |

ENGINEERING:

| | | |
|-------------------------------|------------|------------|
| Total Power Units Available - | 84 | 164 |
| Movement Point Ratio - | 7/1 | 7/1 |
| Warp Engine Type - | FWG-2 | FWJ-1 |
| Number - | 2 | 2 |
| Power Units Available - | 26 ea. | 38 ea. |
| Stress Chart - | H/K | D/F |
| Max Safe Cruising Speed - | Warp 8 | Warp 9 |
| Emergency Speed - | Warp 9 | Warp 9.9 |
| Impulse Engine Type - | FIH-3 (x2) | FIH-3 (x2) |
| Power Units Available - | 20 ea. | 44 ea. |

WEAPONS AND FIRING DATA:

| | | |
|-----------------------|-------------------|-------------------|
| Beam Weapon Type - | FH-11 | FH-11 |
| Number - | 18 | 18 |
| Firing Arcs - | 4 f/p, 4 f, 4 f/s | 4 f/p, 4 f, 4 f/s |
| Firing Chart - | 2 p/a, 2 a/ 2 s/a | 2 p/a, 2 a, 2 s/a |
| Maximum Power - | Y | Y |
| Damage Modifiers | | |
| +3 | 10 | 10 |
| +2 | (1-10) | (1-10) |
| +1 | (11-17) | (11-17) |
| Torpedo Weapon Type - | (18-24) | (18-24) |
| Number - | - | FP-4 |
| Firing Arcs - | - | 6 |
| Firing Chart - | - | 4 f, 2 a |
| Power To Arm - | - | S |
| Damage - | - | 1 |
| | - | 20 |

SHIELD DATA:

| | | |
|-------------------------|-----|-----|
| Deflector Shield Type - | FSP | FSQ |
| Shield Point Ratio - | 1/4 | 1/4 |
| Maximum Shield Power - | 16 | 26 |

COMBAT EFFICIENCY:

| | | |
|-------|-------|-------|
| D - | 318.2 | 410.8 |
| WDF - | 192.6 | 292.8 |



NOTES:

Known Sphere of Operation: Federation Wide Boarders

The Ariel Class have their origins in proposals for Heavy Cruiser redesign. In its original form the great delta winged Starship was to be much smaller, with only one flight deck at the stern. Tests revealed that the warp dynamics of this shape were greatly enhanced with a much larger "belly" area however.

Accordingly the size and purpose were thus changed. As built the shuttlecarrier can act as the focal point for fleet operations, on detached Task Force duty, or alone as a means of emergency re-supply or evacuation. It carries a complement of 80+ embarked craft, and has capacity to carry cargo equal in mass to an entire small Starship.

What is most intriguing about the design is its shape, which is so Warp dynamic it initially need only slightly modified FWG-2 warp engines to create a Warp Field for a Starship far larger than such engines are usually attached to. As such, it may prove to be the shape which will eventually succeed the Heavy Cruiser to the title of most versatile starship.

Star Fleet has been pressing for the development of deep space exploration Starships externally similar to the Ariel design. It may be that a new generation of huge delta winged Starships will soon open the door to intergalactic travel.

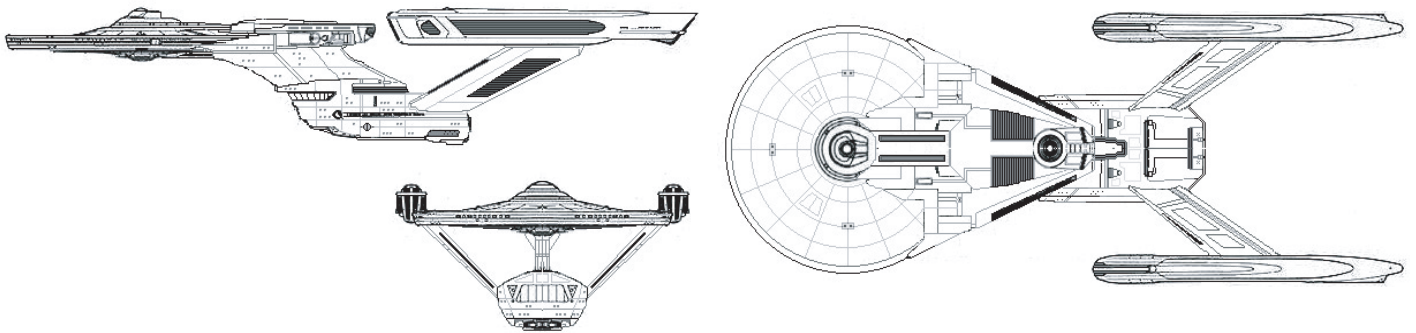
Unfortunately the sheer size and cost of these ships provoked controversy, and Star Fleet was unwilling to jeopardize these ships on independent duty except deep within the treaty zone. Any operations near the frontier were always as part of a fleet. The reason was that despite their great size, and massively strong structure they were underpowered, and incapable of moving at a respectable speed and maintaining fire at the same time.

These weaknesses were addressed in the 2301 refit, when new FWJ-1 warp engines were fitted, along with the FIH-3 impulse drive. The engine power output was almost doubled, as were the Ship's cursing and maximum speeds. Photon Torpedoes were also fitted at this time, at the expense of some hanger capacity and armor.

The other notable feature of the class was that it was the first operational vessel with two impulse systems in use at once, the great size of the ship removed the problem with interference with the warp drive. One ship of this class was pulled from reserve and lost in the battle of Wolf 359.

| VESSEL | REGISTRY | DISPOSITION |
|--------------|----------|-----------------------|
| USS Ariel | NCC 2200 | 2276 / R 2301 |
| USS Ichkeul | NCC 2201 | 2278 / R 2302 |
| USS Manna | NCC 2202 | 2279 / R 2304 |
| USS Adjuvant | NCC 2203 | 2280 / R 2306, D 2367 |

TANGENT CLASS VIII DESTROYER



CONSTRUCTION DATA:

| | | | |
|-------------------------|-------|--------|-------|
| Class - | VIII | VIII | VIII |
| Model - | Mk II | Mk III | Mk IV |
| Date Entering Service - | 2273 | 2278 | 2303 |
| Number Constructed - | 26 | 10 | 7 |

HULL DATA:

| | | | |
|-------------------------|------------|------------|------------|
| Superstructure Points - | 21 | 21 | 18 |
| Damage Chart - | C | C | C |
| Size | | | |
| Length - | 280 m | 280 m | 280 m |
| Width - | 120 m | 120 m | 120 m |
| Height - | 59 m | 59 m | 59 m |
| Weight - | 121,423 mt | 121,468 mt | 139,938 mt |

| | | | |
|--------------------|-----------|-----------|-----------|
| Cargo | | | |
| Cargo Units - | 250 SCU | 250 SCU | 290 SCU |
| Cargo Capacity - | 12,500 mt | 12,500 mt | 14,500 mt |
| Landing Capacity - | None | None | None |

EQUIPMENT DATA:

| | | | |
|-------------------------|-----|-----|------|
| Control Computer Type - | M-3 | M-3 | M-3b |
| Transporters - | | | |
| Standard 6-person - | 2 | 2 | 2 |
| Emergency 18-person - | 3 | 3 | 3 |
| Cargo - | 1 | 1 | 1 |

OTHER DATA:

| | | | |
|----------------|-----|-----|-----|
| Crew - | 270 | 270 | 320 |
| Passengers - | 12 | 12 | 12 |
| Shuttlecraft - | 4 | 4 | 2 |

ENGINEERING:

| | | | |
|-------------------------------|--------|--------|---------|
| Total Power Units Available - | 38 | 38 | 52 |
| Movement Point Ratio - | 3/1 | 3/1 | 3/1 |
| Warp Engine Type - | FWE-2 | FWE-2 | FWL-1 |
| Number - | 2 | 2 | 2 |
| Power Units Available - | 13 ea. | 13 ea. | 20 ea. |
| Stress Chart - | G/K | G/K | C/D |
| Max Safe Cruising Speed - | Warp 7 | Warp 7 | Warp 9 |
| Emergency Speed - | Warp 9 | Warp 9 | Warp 10 |
| Impulse Engine Type - | FIF-1 | FIF-1 | FIF-1 |
| Power Units Available - | 12 | 12 | 12 |

WEAPONS AND FIRING DATA:

| | | | |
|-----------------------|-------------------|-------------------|-------------------|
| Beam Weapon Type - | FH-8 | FH-8 | FH-3 |
| Number - | 6 | 6 | 6 |
| Firing Arcs - | 2 f/p, 2 f/s, 2 a | 2 f/p, 2 f/s, 2 a | 2 f/p, 2 f/s, 2 a |
| Firing Chart - | T | T | W |
| Maximum Power - | 5 | 5 | 5 |
| Damage Modifiers | | | |
| +3 | - | - | (1-10) |
| +2 | (1-10) | (1-10) | (11-17) |
| +1 | (11-18) | (11-18) | (18-20) |
| Torpedo Weapon Type - | FP-2 | FP-6 | FP-4 |
| Number - | 4 | 2 | 2 |
| Firing Arcs - | 2 f, 2 a | 1 f, 1 a | 1 f, 1 a |
| Firing Chart - | H | O | S |
| Power To Arm - | 1 | 1 | 1 |
| Damage - | 6 | 12 | 20 |

SHIELD DATA:

| | | | |
|-------------------------|-----|-----|-----|
| Deflector Shield Type - | FSH | FSI | FSS |
| Shield Point Ratio - | 1/2 | 1/3 | 1/4 |
| Maximum Shield Power - | 12 | 12 | 20 |

COMBAT EFFICIENCY:

| | | | |
|-------|------|-------|-------|
| D - | 83.0 | 100.5 | 153.7 |
| WDF - | 42.4 | 47.8 | 71.4 |



NOTES:

The Tangent class was originally designed to supplement the Loknar Class frigate, but Star Fleet's design commission determined that the latter's service life could be extended by major refitting. They were so impressed by the Tangent Class design, however, that they approved it for construction, intending that it take the boarder patrol duties of the Brenton Class cruiser as they entered their refitting schedule.

Using state-of-the-art technology, the Tangent Class was equipped with firepower superior to its predecessors. Heavy phasers and photon torpedo armament aft made it a formidable opponent in a chase situation. It's enlarged shuttle bay housed armed warp-capable shuttles; one of the first instances of such a modified warp shuttle being carried by another ship.

It's superstructure was reinforced, making it stronger than the Brenton Class, and it's impulse engine was upgraded, giving the Tangent Mk I an excellent power base.

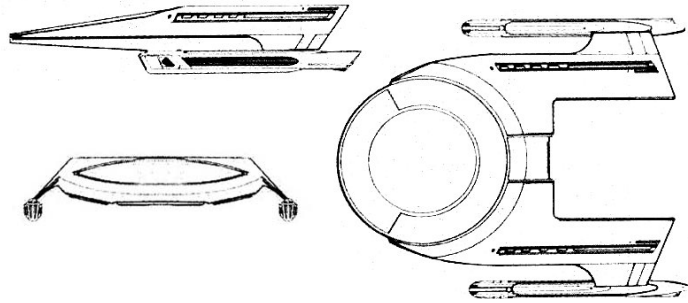
In answer to increasingly powerful armaments found on both Romulan and Klingon warships in the 2270's, Star Fleet upgraded the Tangent's main torpedo armament to the FP-6. The Mk III also increased the shield efficiency, giving ship commanders more flexibility. The Tangent proved an excellent combat vessel and remained in active service in it's destroyer roll until the late 2280's. By 2290, the Tangent was relegated to more restricted rolls, though, and many felt the design should be retired all together. Then in mid 2303, Morena shipyards upgraded the Wixian that was undergoing routine repairs. Within 6 months, the Mk IV was in trial runs and the new design revitalized the Tangent's roll in Star Fleet

The Mk IV was vastly more powerful, using the latest FWL drive system. The FWL-1 could maintain high warp speeds for prolonged periods and gave the Tangent sufficient power to take on most modern enemy destroyers. But the extra power did come with a price. The engineering space needed to be enlarged to handle the new drive, reducing superstructure and available internal space. New weapons and shielding required a more powerful computer. The M-3b, the latest in Multitronic-Isoleneur computer systems was difficult to maintain, but gave the Tangent class nearly twice the firepower.

The Mk IV remain in service, and 10 more are planned before construction is finished. Of the 43 so far built, 39 remain in active service. 1 Mk I was destroyed by Klingon forces. 1 Mk I and 1 Mk II were scrapped, also after combat. 1 Mk I was sold to Darran V Defense Force. The Tangent is produced at Morena at a rate of 2 per year.

Mk II Tangent by Terry Atkins - Stardate Magazine July/Aug. 1985

KAREKH CLASS II SCOUT



CONSTRUCTION DATA:

| | | |
|-------------------------|------|-------|
| Class - | II | II |
| Model - | Mk I | Mk II |
| Date Entering Service - | 2258 | 2278 |
| Number Constructed - | 125 | 5 |

HULL DATA:

| | | |
|-------------------------|----------|-----------|
| Superstructure Points - | 2 | 4 |
| Damage Chart - | B | B |
| Size | | |
| Length - | 35 m | 35 m |
| Width - | 27 m | 27 m |
| Height - | 7 m | 7 m |
| Weight - | 9,140 mt | 13,640 mt |
| Cargo | | |
| Cargo Units - | 8 SCU | 8 SCU |
| Cargo Capacity - | 400 mt | 400 mt |
| Landing Capacity - | Yes | Yes |

EQUIPMENT DATA:

| | | |
|-------------------------|------|------|
| Control Computer Type - | L-14 | L-14 |
| Transporters - | | |
| Standard 6-person - | 1 | 1 |

OTHER DATA:

| | | |
|----------------|---|---|
| Crew - | 5 | 7 |
| Passengers - | 4 | 3 |
| Shuttlecraft - | - | - |

ENGINEERING:

| | | |
|-------------------------------|--------|--------|
| Total Power Units Available - | 14 | 14 |
| Movement Point Ratio - | 3/2 | 3/2 |
| Warp Engine Type - | FWA-1 | FWA-1 |
| Number - | 2 | 2 |
| Power Units Available - | 6 ea. | 6 ea. |
| Stress Chart - | G/K | G/K |
| Max Safe Cruising Speed - | Warp 7 | Warp 7 |
| Emergency Speed - | Warp 9 | Warp 9 |
| Impulse Engine Type - | FIA-2 | FIA-2 |
| Power Units Available - | 2 | 2 |

WEAPONS AND FIRING DATA:

| | | |
|--------------------|---|------------------|
| Beam Weapon Type - | - | FH-2 |
| Number - | - | 4 |
| Firing Arcs - | - | 2 f/p/a, 2 f/s/a |
| Firing Chart - | - | H |
| Maximum Power - | - | 4 |
| Damage Modifiers | | |
| +1 | - | (1-10) |

SHIELD DATA:

| | | |
|-------------------------|-----|-----|
| Deflector Shield Type - | FSB | FSB |
| Shield Point Ratio - | 1/2 | 1/2 |
| Maximum Shield Power - | 11 | 11 |

COMBAT EFFICIENCY:

| | | |
|-------|------|------|
| D - | 45.9 | 48.7 |
| WDF - | 0 | 5.2 |



NOTES:

Known Sphere of Operation: Federation Interior

The Karekh Class explorer is a Vulcan-designed and manufactured exploration vessel. This class was designed specifically for mapping space and performing related duties. As a result, the Karekh has an unusually powerful computer for a starship of its size. It is not a particularly well-known class, but it is very well suited for its mission. The vessel's overall reliability is one of its greatest strengths. The interior configuration is similar to the more common Mission Class, except that the Karekh has two decks instead of three.

As part of its mapping and patrol procedures, the Karekh locates new planetary systems. After detecting a new system, the explorer investigates further and determines whether the planet is suitable for colonization, or needs further evaluation by a more fully-equipped starship. Karekhs have made a great deal of celestial discoveries and first contacts, a source of satisfaction for Star Fleet and the ship's Vulcan builders.

One notable difference between the Karekh Mk I and other Star Fleet explorers and scouts was the vessels total lack of weaponry. This characteristic made the sip very popular with Vulcan crews (for whom it was originally designed) and less popular with most other races. In particular, no Andorians would willingly serve aboard a Karekh Mk I.

Because it was unarmed, there were certain restrictions placed on the duties performed by many Karekhs. The Mk I was generally used to patrol, monitor and explore 'safe' regions within the Federation, especially area not deemed important enough to warrant a larger vessel. The Mk I's FSB deflector shields are still considered adequate protection against most unknown dangers, and the ship's high speed protected it from most anything it could not handle via peaceful means.

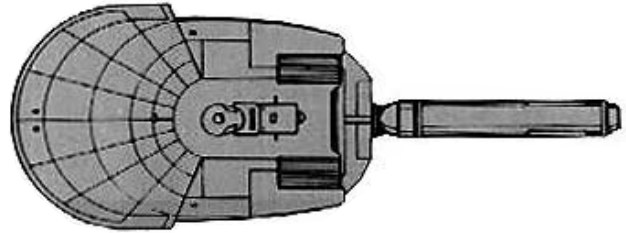
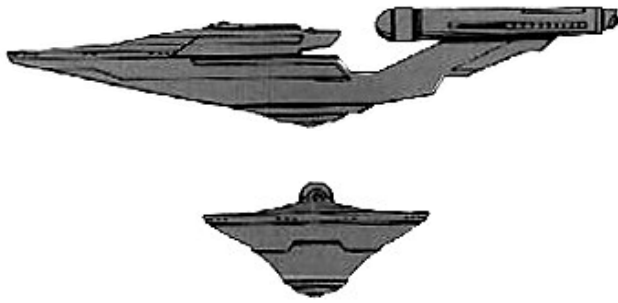
None the less, Star Fleet Command felt that the vessel's operational life would be best served by arming the small scout. The Mk II saw almost no change in the overall design with the addition of two banks of FH-2's added. In typical Vulcan fashion, the weapons were more efficiently mounted and required no other sub-system additions. The Mk II was no combat vessel, but could defend it self against pirate vessels and discourage other hostiles if need be. Only half of all Mk I's have been converted, with many Vulcan captains preferring to pilot the un-armed version.

Most Karekhs serve with the Galactic Exploration Command, though a small number have also been assigned to the Merchant Marines and other Commands. The design is currently being examined for the possibility of upgrading to a larger and more powerful Mk III variant.

Of the 130 Karekhs built, 90 are still serving with the Galactic Exploration Command, including 45 Mk I's and 45 Mk II's. 17 Mk I's are serving with the Merchant Marine Command, 3 Mk I's are used by Star Fleet Training Command and 12 Mk II's are assigned to Star Fleet Intelligence. Of the remainder, 2 Mk I's have been destroyed, 1 Mk I is listed and missing and 5 Mk I's have been sold to private individuals.

The Karekh, manufactured at Vulcan, is no longer in production. In the event the Karekh is upgraded to a Mk III variant, modifications will be made at the Sol IV and Vulcan shipyards.

K'KMARK CLASS VI RESEARCH SCOUT



CONSTRUCTION DATA:

| | | |
|---------------------------------|--------------|--------------|
| Class - | VI | VI |
| Model - | Mk I | Mk III |
| Date Entering Service - | 2258 | 2264 |
| Number Constructed - | 8 | 6 |
| HULL DATA: | | |
| Superstructure Points - | 8 | 8 |
| Damage Chart - | C | C |
| Size | | |
| Length - | 180 m | 180 m |
| Width - | 68 m | 68 m |
| Height - | 35 m | 35 m |
| Weight - | 74,165 mt | 76,015 mt |
| Cargo | | |
| Cargo Units - | 90 SCU | 90 SCU |
| Cargo Capacity - | 4,500 mt | 4,500 mt |
| Landing Capacity - | None | None |
| EQUIPMENT DATA: | | |
| Control Computer Type - | L-14 | M-1 |
| Transporters - | | |
| Standard 6-person - | 1 | 1 |
| Combat 22-person - | - | - |
| Emergency 18-person - | 2 | 2 |
| Cargo - | 1 | 1 |
| OTHER DATA: | | |
| Crew - | 120 | 123 |
| Troops - | - | - |
| Passengers - | 20 | 20 |
| Shuttlecraft - | 7 | 7 |
| ENGINEERING: | | |
| Total Power Units Available - | 17 | 23 |
| Movement Point Ratio - | 2/1 | 2/1 |
| Warp Engine Type - | FWC-1 | FWC-2 |
| Number - | 1 | 1 |
| Power Units Available - | 14 | 20 |
| Stress Chart - | N/L | M/K |
| Max Safe Cruising Speed - | Warp 8 | Warp 7 |
| Emergency Speed - | Warp 10 | Warp 9 |
| Impulse Engine Type - | FIC-2 | FIC-2 |
| Power Units Available - | 3 | 3 |
| WEAPONS AND FIRING DATA: | | |
| Beam Weapon Type - | FH-2 | FH-2 |
| Number - | 2 | 2 |
| Firing Arcs - | 1 f/p, 1 f/s | 1 f/p, 1 f/s |
| Firing Chart - | H | H |
| Maximum Power - | 3 | 3 |
| Damage Modifiers | | |
| +3 | - | - |
| +2 | - | - |
| +1 | (1-10) | (1-10) |
| SHIELD DATA: | | |
| Deflector Shield Type - | FSA | FSA |
| Shield Point Ratio - | 1/1 | 1/1 |
| Maximum Shield Power - | 7 | 7 |
| COMBAT EFFICIENCY: | | |
| D - | 33.4 | 37.4 |
| WDF - | 2.6 | 2.6 |



NOTES:

Federation Wide Use

These vessels have been named in honor of an early Vulcan scientist and explorer. K'Kmarak vessels carry on in the tradition of their namesakes. All ships in this class are designed for extended stays and therefore have large living quarters and working areas.

The K'Kmarak was developed as a research ship only. It was never intended for combat and only carries its phaser compliment to meet with Star Fleet regulations. No ships in the research or exploration missions are allowed to travel without minimum weapons.

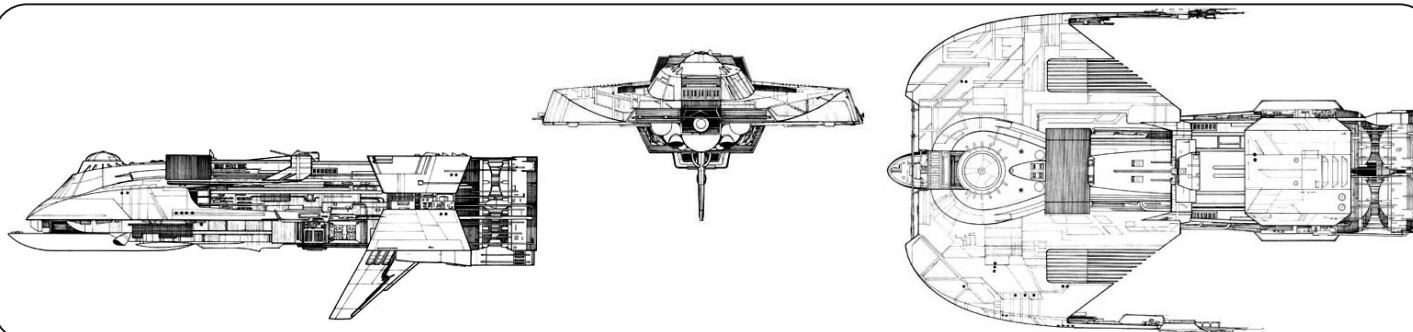
When the Mk I was first commissioned, the need for a research vessel in the rimward areas of the Federation was greatest. As each ship in this class was completed, it was sent to this area to aid in the expansion of the territory. The K'Kmarak was instrumental in mapping this great expanse of space and in establishing contact with heretofore unknown races.

All ships of this type have the most extensive laboratory facilities aboard any Star Fleet scout. They are capable of performing the most intricate of planetary studies and have monitored and recorded several novas.

It was during on of these investigation that a K'Kmarak class vessel, the USS T'Pool (NCC 24307) was engulfed by a stellar explosion that covered 1200 A.U.'s in 20 hours. Luckily for the Vulcans aboard, their ship was caught up in a solar wind of phenomenal proportions and pushed away from the main thrust of the radiation. When all had settled, the T'Pool was still intact and flight worthy. The crew, however, had suffered within a few days. The ship wandered about for several weeks after when the shockwave damaged the navigational sub-systems, until it was discovered by the USS Agnicourt (NCC 4314), a Larson Class destroyer dispatched to locate the T'Pool. The crew were beamed aboard and the T'Pool was left adrift with marker beacons on, warning any approaching vessel to stay away. When ships were dispatched to recover the hulk, it was nowhere to be found and has not been seen or heard of since.

All in all, the K'Kmarak class has served it purpose well and is still in service today. It should be noted that all K'Kmarak class ships are still crewed exclusively by Vulcans.

MONARCH CLASS IX DEEP SPACE FREIGHTER



CONSTRUCTION DATA:

| | |
|-------------------------|---------|
| Class - | IX |
| Model - | Mk XXVI |
| Date Entering Service - | 2259 |
| Number Constructed - | 1884 |

HULL DATA:

| | |
|-------------------------|------------|
| Superstructure Points - | 8 |
| Damage Chart - | C |
| Size | |
| Length - | 201 m |
| Width - | 125 m |
| Height - | 56 m |
| Weight - | 125,000 mt |

Cargo

| | |
|------------------|------------|
| Cargo Units - | |
| Internal - | 2,000 SCU |
| External - | 12,000 SCU |
| Cargo Capacity - | |
| Internal - | 100,000 mt |
| External - | 600,000 mt |

| | |
|--------------------|------|
| Landing Capacity - | None |
|--------------------|------|

EQUIPMENT DATA:

| | |
|-------------------------|-----|
| Control Computer Type - | M-2 |
| Transporters - | |
| Standard 6-person - | 1 |
| Emergency 18-person - | 2 |
| Small Cargo - | 3 |
| Large Cargo - | 2 |

OTHER DATA:

| | |
|----------------|----|
| Crew - | 61 |
| Passengers - | 15 |
| Shuttlecraft - | 4 |

ENGINEERING:

| | |
|-------------------------------|-----------------------------|
| Total Power Units Available - | 36 |
| Movement Point Ratio - | 4/1 (unloaded) 6/1 (loaded) |
| Warp Engine Type - | FWF-1 |
| Number - | 1 |
| Power Units Available - | 16 |
| Stress Chart - | F/K |
| Max Safe Cruising Speed - | Warp 6 |
| loaded - | Warp 4 |
| Emergency Speed - | Warp 8 |
| loaded - | Warp 5 |
| Impulse Engine Type - | FIF-2 |
| Power Units Available - | 20 |

SHIELD DATA:

| | |
|-------------------------|-----|
| Deflector Shield Type - | FSA |
| Shield Point Ratio - | 1/1 |
| Maximum Shield Power - | 6 |

COMBAT EFFICIENCY:

| | |
|-------|---|
| D - | |
| WDF - | 0 |



Notes:

The Monarch Class Deep Space Freighter is one of the oldest ship types in existence. Originally a Klingon design, this freighter class has found its way into every region of know space and has been adapted by nearly every space faring navy to date.

The Monarch is a P-type (Pusher) freighter capable of mounting adaptors to transport most types of cargo container pods. This has made the sip a favorite for crews, as it is able to drop its cargo in emergency situations and gain higher rates of speed and maneuverability.

The design of the Monarch has three major drawbacks. The first is it's lack of sufficient shielding in the area around the warp engine. Most of the shielding problems have been overcome by adding extra shielding and/or higher pay for crewmembers to endure the potential dangers of radiation. Second, the inability to separate the warp field coils from the main hull has always been a problem and is not correctable in this design. The third drawback for this ship is the lack of hard points for weapons. The original manufacture of this ship was for civil use and as a military transport. As a transport, the Monarch was not intended to ever operate without armed escort. In its civil role, designers were not overly concerned with its welfare. This deficiency has been overcome with the addition of weapon mounting points by those owners who have wished to arm their vessels.

It must be remembered that this is a commercial vessel and is no longer in active production by government contracts and therefore any modification are made by the owners past or present. This make for a wide variety of Monarchs in use. The Mk XXVI was licensed by Monarch Industries and were built throughout the Federation, Orion Colonies and within the Triangle. Over 1800 were built and registered by Star Fleet. To date, 103 have been destroyed, 16 are listed as missing, 28 have been scrapped, 71 have been captured by a wide variety of adversaries, 10 are used as training vessels within the Federation and nearly 1200 have been sold to various contractors and independent haulers. License of the Monarch design still resides with Monarch Industries who occasionally sell construction rights to larger transport firms.

NILRON CLASS V Freighter

CONSTRUCTION DATA:

| | | |
|-------------------------|------------|------------|
| Class - | V | V |
| Model - | Mk I | Mk II |
| Date Entering Service - | 2242 | 2253 |
| Cost - | 125.9 MCr. | 150.9 MCr. |
| Number Constructed - | 254 | 792 |

HULL DATA:

| | | |
|-------------------------|------------|------------|
| Superstructure Points - | 7 | 7 |
| Damage Chart - | B | B |
| Size | | |
| Length - | 156.5 m | 156.5 m |
| Width - | 100 m | 100 m |
| Height - | 46 m | 36 m |
| Weight - | 48,735 mt | 49,775 mt |
| Cargo | | |
| Cargo Units - | 2,300 SCU | 2,300 SCU |
| Cargo Capacity - | 115,000 mt | 115,000 mt |
| Landing Capacity - | None | None |

EQUIPMENT DATA:

| | | |
|-------------------------|------|-----|
| Control Computer Type - | M-1a | M-1 |
| Transporters - | | |
| Standard 6-person - | 1 | 1 |
| Cargo - | | |
| Small - | 2 | 2 |
| Medium - | 2 | 4 |
| Large - | 2 | 4 |

OTHER DATA:

| | | |
|--------------|---|------|
| Crew - | 7 | None |
| Passengers - | 4 | None |

ENGINEERING:

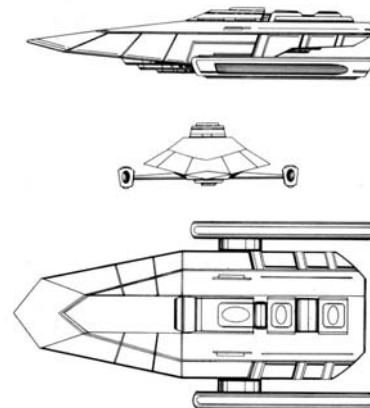
| | | |
|-------------------------------|--------|--------|
| Total Power Units Available - | 32 | 32 |
| Movement Point Ratio - | | |
| Unloaded - | 2/1 | 2/1 |
| Loaded - | 6/1 | 6/1 |
| Warp Engine Type - | FWB-2 | FWB-2 |
| Number - | 2 | 2 |
| Power Units Available - | 14 ea. | 14 ea. |
| Stress Chart - | M/O | M/O |
| Max Safe Cruising Speed - | | |
| Unloaded - | Warp 8 | Warp 8 |
| Loaded - | Warp 4 | Warp 4 |
| Emergency Speed - | | |
| Unloaded - | Warp 9 | Warp 9 |
| Loaded - | Warp 5 | Warp 5 |
| Impulse Engine Type - | FIB-2 | FIB-2 |
| Power Units Available - | 4 | 4 |

SHIELD DATA:

| | | |
|-------------------------|-----|-----|
| Deflector Shield Type - | FSD | FSD |
| Shield Point Ratio - | 1/2 | 1/2 |
| Maximum Shield Power - | 8 | 8 |

COMBAT EFFICIENCY:

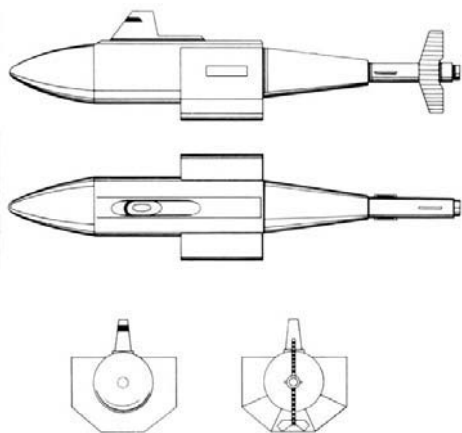
| | | |
|-------|-------|-------|
| D - | 67/36 | 67/36 |
| WDF - | 0 | 0 |



NOTES:

The Mk II version is a robot freighter, and requires an M-1 computer for the extra control. The Mk I version has a personnel pod attached, but has the simpler M-1a computer installed. There is no provisions for shuttle storage in the ship, but a shuttle landing pad is provided, with in-space transfer through a flexible airlock tunnel.

Only 254 of the 1046 Nilron ships have been built for crew use. Star Fleet does not own any of the Nilron Class vessels. Approximately 730 of the robot version Mk IIs are still in service, mostly in the fleets of major trading companies. Only about 210 of the Mk I manned versions are still in operation.



Notes:

The Zeus Class, unlike other automated freighters, was designed solely as a robot transport. She has no crew quarters, and only the first three decks (the so-called conning tower) are designated for Human use. Deck 1 is an auxiliary bridge, to be used only when it is either impossible or undesirable for the computer to maneuver the ship, as in complex docking maneuvers. Deck 2 is a small lounge with table and a food synthesizer, designed for the comfort of the cargo-handlers; the synthesizer is not designed for long journeys.

Historians have noted the amazing similarity between the Zeus and the old-style DY-100/500 series of the early 21st century. The original designer of the Zeus liked the lines of the old DY series ships so much that he incorporated them in the new design. The major difference is that the Zeus has one warp engine instead of a primitive, space normal chemical or fusion engine.

To date, 1273 Zeus Class transports have been built. Star Fleet has purchased 435 and 416 are still running today. Of the rest, about 750 are still in operation with major shipping companies. Of those destroyed, the most notable was the Woden (NCC-B39068). The M-5 controlled Enterprise destroyed the vessel during the war games held to test that infamous computer.

ZEUS CLASS III ROBOT FREIGHTER

CONSTRUCTION DATA:

| | |
|-------------------------|------------|
| Class - | III |
| Model - | Mk I |
| Date Entering Service - | 2234 |
| Cost - | 17.67 MCr. |
| Number Constructed - | 1273 |

HULL DATA:

| | |
|-------------------------|-----------|
| Superstructure Points - | 8 |
| Damage Chart - | C |
| Size | |
| Length - | 180 m |
| Width - | 45 m |
| Height - | 49.5 m |
| Weight - | 16,310 mt |
| Cargo | |
| Cargo Units - | 585 SCU |
| Cargo Capacity - | 29,250 mt |
| Landing Capacity - | None |

EQUIPMENT DATA:

| | |
|-------------------------|------|
| Control Computer Type - | L-12 |
| Transporters - | |
| Standard 6-person - | 1 |
| Cargo - | 1 |

OTHER DATA:

| | |
|--------|---|
| Crew - | - |
|--------|---|

ENGINEERING:

| | |
|-------------------------------|--------|
| Total Power Units Available - | 13 |
| Movement Point Ratio - | |
| Unloaded - | 2/1 |
| Loaded - | 3/1 |
| Warp Engine Type - | FWH-1 |
| Number - | 1 |
| Power Units Available - | 10 |
| Stress Chart - | P/Q |
| Max Safe Cruising Speed - | |
| Unloaded - | Warp 5 |
| Loaded - | Warp 4 |
| Emergency Speed - | |
| Unloaded - | Warp 6 |
| Loaded - | Warp 5 |
| Impulse Engine Type - | FIA-3 |
| Power Units Available - | 3 |

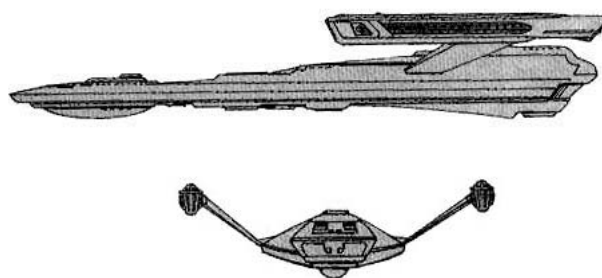
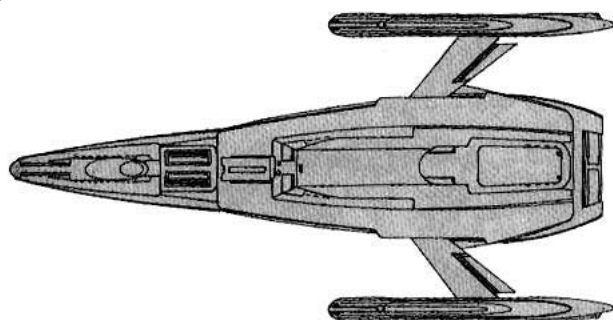
SHIELD DATA:

| | |
|-------------------------|-----|
| Deflector Shield Type - | FSA |
| Shield Point Ratio - | 1/1 |
| Maximum Shield Power - | 10 |

COMBAT EFFICIENCY:

| | |
|-------|-----------|
| D - | 34.4/30.4 |
| WDF - | 0 |

COSMOS ROYALE CLASS X LUXURY LINER



CONSTRUCTION DATA:

| | | |
|-------------------------|------|-------|
| Class - | X | X |
| Model - | Mk I | Mk II |
| Date Entering Service - | 2275 | 2289 |
| Number Constructed - | 8 | 3 |

HULL DATA:

| | | |
|-------------------------|------------|------------|
| Superstructure Points - | 13 | 19 |
| Damage Chart - | C | C |
| Size | | |
| Length - | 253 m | 253 m |
| Width - | 135 m | 135 m |
| Height - | 47 m | 47 m |
| Weight - | 146,115 mt | 153,420 mt |

Cargo

| | | |
|------------------|-----------|-----------|
| Cargo Units - | 350 SCU | 500 SCU |
| Cargo Capacity - | 17,500 mt | 25,000 mt |

Landing Capacity -

| | |
|------|------|
| None | None |
|------|------|

EQUIPMENT DATA:

| | | |
|-------------------------|-----|-----|
| Control Computer Type - | M-4 | M-4 |
| Transporters - | | |
| Standard 6-person - | 4 | 4 |
| Emergency 20-person - | 4 | 3 |
| Small Cargo - | 2 | 2 |
| Large Cargo - | 1 | 2 |

OTHER DATA:

| | | |
|----------------|-----|-----|
| Crew - | 75 | 90 |
| Passengers - | 220 | 150 |
| Shuttlecraft - | 8 | 6 |

ENGINEERING:

| | | |
|-------------------------------|--------|--------|
| Total Power Units Available - | 46 | 54 |
| Movement Point Ratio - | 4/1 | 4/1 |
| Warp Engine Type - | FWC-2 | TEWD-1 |
| Number - | 2 | 2 |
| Power Units Available - | 20 | 24 |
| Stress Chart - | N/M | M/N |
| Max Safe Cruising Speed - | Warp 6 | Warp 6 |
| Emergency Speed - | Warp 8 | Warp 7 |
| Impulse Engine Type - | FIC-3 | TIEB-2 |
| Power Units Available - | 6 | 6 |

WEAPONS AND FIRING DATA:

| | | |
|--------------------|------|-------------------|
| Beam Weapon Type - | FL-1 | TLL-3 |
| Number - | 1 | 3 |
| Firing Arcs - | 1 a | 1 f/p, 1 f/s, 1 a |
| Firing Chart - | D | G |
| Maximum Power - | 2 | 6 |
| Damage Modifiers | | |
| +3 | - | - |
| +2 | - | (1-5) |
| +1 | - | (6-9) |

SHIELD DATA:

| | | |
|-------------------------|-----|-----|
| Deflector Shield Type - | FSA | FSM |
| Shield Point Ratio - | 1/1 | 1/1 |
| Maximum Shield Power - | 1 | 11 |

COMBAT EFFICIENCY:

| | | |
|-------|------|------|
| D - | 36.1 | 61.7 |
| WDF - | 0.4 | 6.0 |



Notes:

The Cosmos Royale class of luxury liner was the first general design financed by Kinglines Corporation of Ectair, a planet found deep within the "Outmarsh" regions bordering the Gorn and Romulan spheres of influence. Although officially of Ectairian registry, the first Cosmos Royale was built and commissioned at Monera shipyards, were 6 other liners were built. A seventh, built at Salazzar, was also registered with Kinglines, who quickly built a popular tourist run to several planetary systems within the Outmarsh region.

The Mk I proved as popular as the destinations that Kinglines serviced. Over 100 grand royal suites and 120 luxury suites were complemented by a full range of entertainment and business facilities. Kinglines provided both 1 month and 3 month getaways from Ectair that were comparable to the best that Federation companies could provide.

But the Mk I's opulence was also considered a major short coming for Kinglines. While all 8 commissioned vessels easily broke even with costs, Kinglines rarely posted a profit, a major frustration for investors. Its most popular run was to Vedia VI, a fabulously beautiful gas giant surrounded by a massive silicate and ice ring system purported to be the most appealing for 100 parsecs. While the Vedia system was uninhabited, it lay dangerously close to Romulan territory. Profits were often reduced with the need to escort vessels. Political turmoil on Ectair also took its tolls on profits, and by 2286, Kinglines posted its first loss.

Tellarite Mining, Inc. took an interest in the Kinglines problem in 2287. TMI had several mining operations in the Vedia system and offered to subsidize the construction of three more Cosmos Royale liners. The Mk II was first launched in 2289 and was the economic boost that Kinglines was looking for. The Mk II reduced the number of passengers, but fitted out all of its berths as luxury suites and made room for 200 SCU of ore and supplies. TMI was able to place a small supply station at Vedia VI and both companies quickly profited from the arrangement.

Currently, 10 Cosmos Royales are still in service. Two more are scheduled to be launched in the near future. Kinglines has announced that no further liners will be built. 1 Mk I was sold to Axros, and Edoan entertainment firm, and is registered out of Rigley's Pleasure Planet. A Mk III is planned when profits allow an upgrade of the Mk I. Heavier weapons and shielding are planned to alleviate the need for escorts near Vedia. Rumors abound that Kinglines may sell the Cosmos Royale design in the near future.

SUNSHINE CLASS VII PASSENGER LINER

CONSTRUCTION DATA:

| | |
|-------------------------|------------|
| Class - | VII |
| Model - | Mk I |
| Date Entering Service - | 2270 |
| Cost - | 961.3 MCr. |
| Number Constructed - | 60 |

HULL DATA:

| | |
|-------------------------|-----------|
| Superstructure Points - | 8 |
| Damage Chart - | C |
| Size | |
| Length - | 327 m |
| Width - | 232 m |
| Height - | 74 m |
| Weight - | 96,165 mt |

Cargo

| | |
|--------------------|-----------|
| Cargo Units - | 1,000 SCU |
| Cargo Capacity - | 50,000 mt |
| Landing Capacity - | None |

EQUIPMENT DATA:

| | |
|-------------------------|-----|
| Control Computer Type - | M-2 |
| Transporters - | |
| Standard 6-person - | 10 |
| Emergency 18-person - | 10 |
| Cargo - | 5 |

OTHER DATA:

| | |
|----------------|-----|
| Crew - | 220 |
| Passengers - | 600 |
| Shuttlecraft - | 25 |

ENGINEERING:

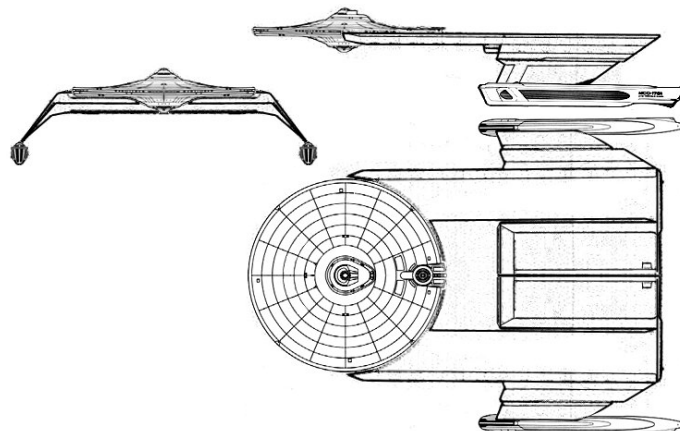
| | | |
|-------------------------------|--------|-------|
| Total Power Units Available - | | 17 |
| Movement Point Ratio - | 4/1 | |
| Warp Engine Type - | FWE-1 | |
| Number - | | 2 |
| Power Units Available - | | 8 ea. |
| Stress Chart - | G/K | |
| Max Safe Cruising Speed - | Warp 7 | |
| Emergency Speed - | Warp 9 | |
| Impulse Engine Type - | FIC-1 | |
| Power Units Available - | | 1 |

SHIELD DATA:

| | |
|-------------------------|-----|
| Deflector Shield Type - | FSA |
| Shield Point Ratio - | 1/1 |
| Maximum Shield Power - | 6 |

COMBAT EFFICIENCY:

| | |
|-------|------|
| D - | 25.9 |
| WDF - | 0 |

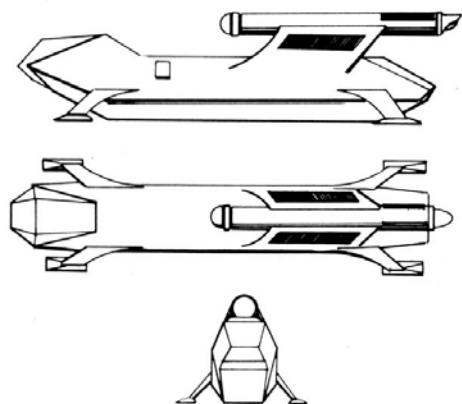


Note:

The Sunshine class passenger liner is considered the most luxurious commercially available transport in the Federation. The service is ranked among the best, the staterooms are considered some of the finest, the gambling is honest (most of the time) and prices are the highest. Regular accomodation staterooms are affordable for most vacationers, and waiting lists can be up to one year long for passage on a round trip ticket. These staterooms are comparable to those found on many ocean-going luxury vessels throughout the Federation. The Royal Suites, however, have to be seen to be believed. Some of these suites have private physical fitness centers with staff, and the largest suite on the vessel even had their own private pools.

The Sunshine class is equipped with deflector shields for minimal combat strength, instead of just the normal navigational deflectors. Although these ships do not operate in hostile areas, there is always the risk of pirates, so the deflector shields are incorporated into the design. No offensive weaponry is carried for ship-to-ship combat, but hand weaponry is carried aboard, locked in several small arms lockers.

Of the 60 Mk I's completed, only 1 has been scrapped after being attacked by pirates operating near Andor. The USS Nova Watcher had both her engines destroyed and was forced to eject her warp core. Subsequent boarding action by the pirates resulted in the loss of the boarding party, the capture of two pirate commandos and the loss of the attacking vessel when Star Fleet security forces responded to the Nova Watcher's mayday. No passengers were hurt and no other Sunshine class has been attacked since.



The Chameleon Class ship is a modified version of an older scout ship design. The cargo pod is detachable, and can be removed at a starport, at any landing site, or even jettisoned in flight.

Of the 833 Mk II's built, 282 are in service with Star Fleet as one-man scout/resupply transports. Approximately 420 Mk II's are in the private sector, with the remainder lost or destroyed over the years.

CHAMELEON CLASS I TRADER

CONSTRUCTION DATA:

| | |
|-------------------------|-----------|
| Class - | I |
| Model - | Mk II |
| Date Entering Service - | 2239 |
| Cost - | 6.67 MCr. |
| Number Constructed - | 833 |

HULL DATA:

| | |
|-------------------------|----------|
| Superstructure Points - | 1 |
| Damage Chart - | C |
| Size | |
| Length - | 32 m |
| Width - | 10 m |
| Height - | 10 m |
| Weight - | 2,700 mt |

Cargo

| | |
|--------------------|----------|
| Cargo Units - | 45 SCU |
| Cargo Capacity - | 2,250 mt |
| Landing Capacity - | Yes |

EQUIPMENT DATA:

| | |
|-------------------------|-------|
| Control Computer Type - | L-13a |
| Transporters - | |
| Standard 2-person - | 1 |
| Cargo: Small - | 1 |

OTHER DATA:

| | |
|--------|---|
| Crew - | 1 |
|--------|---|

ENGINEERING:

| | |
|-------------------------------|--------|
| Total Power Units Available - | 6 |
| Movement Point Ratio - | 1/1 |
| Warp Engine Type - | FWI-1 |
| Number - | 1 |
| Power Units Available - | 5 |
| Stress Chart - | N/P |
| Max Safe Cruising Speed - | Warp 6 |
| Emergency Speed - | Warp 7 |
| Impulse Engine Type - | FIA-1 |
| Power Units Available - | 1 |

SHIELD DATA:

| | |
|-------------------------|-----|
| Deflector Shield Type - | NAV |
| Shield Point Ratio - | 1/1 |
| Maximum Shield Power - | 1 |

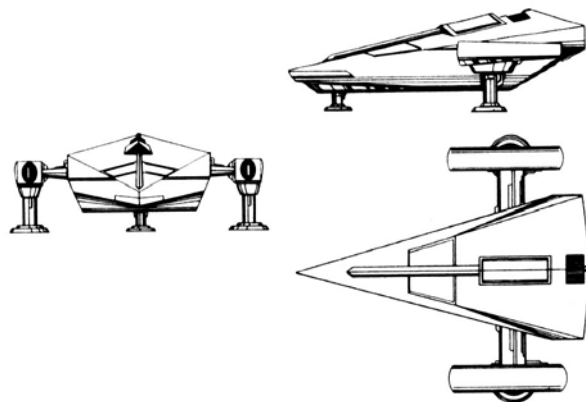
COMBAT EFFICIENCY:

| | |
|-------|---|
| D - | 0 |
| WDF - | 0 |

ARGON CLASS III MEDIUM COMMERCIAL TRANSPORT

CONSTRUCTION DATA:

| | | |
|-------------------------------|-----------|-----------|
| Class - | III | III |
| Model - | Mk I | Mk II |
| Date Entering Service - | 2240 | 2246 |
| Cost - | 19.2 MCr. | 21.7 MCr. |
| Number Constructed - | 308 | 626 |
| HULL DATA: | | |
| Superstructure Points - | 4 | 4 |
| Damage Chart - | B | B |
| Size | | |
| Length - | 90 m | 90 m |
| Width - | 106 m | 106 m |
| Height - | 18 m | 18 m |
| Weight - | 15,000 mt | 15,100 mt |
| Cargo | | |
| Cargo Units - | 1,200 SCU | 1,200 SCU |
| Cargo Capacity - | 60,000 mt | 60,000 mt |
| Landing Capacity - | Yes | Yes |
| EQUIPMENT DATA: | | |
| Control Computer Type - | L-14a | L-14a |
| Transporters - | | |
| Standard 6-person - | 1 | 1 |
| Cargo - | | |
| Large - | 1 | 1 |
| Small - | 2 | 2 |
| OTHER DATA: | | |
| Crew - | 18 | 18 |
| Passengers - | 2 | 2 |
| ENGINEERING: | | |
| Total Power Units Available - | 22 | 22 |
| Movement Point Ratio | | |
| Unloaded - | 3/1 | 3/1 |
| Loaded - | 4/1 | 4/1 |
| Warp Engine Type - | FWH-1 | FWH-1 |
| Number - | 2 | 2 |
| Power Units Available - | 10 ea. | 10 ea. |
| Stress Chart - | Q/R | Q/R |
| Max Safe Cruising Speed | | |
| Unloaded - | Warp 5 | Warp 5 |
| Loaded - | Warp 4 | Warp 4 |
| Emergency Speed - | | |
| Unloaded - | Warp 6 | Warp 6 |
| Loaded - | Warp 5 | Warp 5 |
| Impulse Engine Type - | FIB-1 | FIB-1 |
| Power Units Available - | 2 | 2 |
| SHIELD DATA: | | |
| Deflector Shield Type - | NAV | FSA |
| Shield Point Ratio - | 1/1 | 1/1 |
| Maximum Shield Power - | 1 | 10 |
| COMBAT EFFICIENCY: | | |
| D - | 0 | 29.7/27.7 |
| WDF - | 0 | 0 |



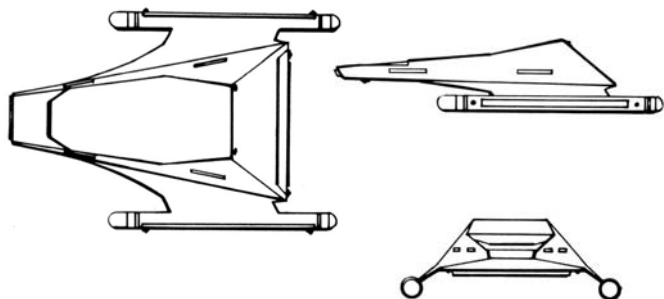
The Argon is a sturdy freighter. The ship's designers decided that merchants didn't want to pay for fancy curves, but were instead interested in cargo space. That philosophy had paid off, as over 900 Argons have been produced. The top deck is bridge, living quarters, transporters and recreation lounge. The lower deck is actually three decks high and can be partitioned off to the owner's tastes.

Of the 934 built, 135 Mk Is and 147 Mk IIs are in service with Star Fleet. At last count, approximately 140 Mk Is and 380 Mk IIs are in private hands. The rest are listed as lost, destroyed, or stolen.

MISSION CLASS II COMMERCIAL TRANSPORT

CONSTRUCTION DATA:

| | |
|-------------------------------|-----------|
| Class - | II |
| Model - | Mk Iv |
| Date Entering Service - | 2256 |
| Cost - | 12.7 MCr. |
| Number Constructed - | 682 |
| HULL DATA: | |
| Superstructure Points - | 4 |
| Damage Chart - | b |
| Size | |
| Length - | 32 m |
| Width - | 25 m |
| Height - | 13 m |
| Weight - | 9,000 mt |
| Cargo | |
| Cargo Units - | 150 SCU |
| Cargo Capacity - | 7,500 mt |
| Landing Capacity - | Yes |
| EQUIPMENT DATA: | |
| Control Computer Type - | L-13a |
| Transporters - | |
| Standard 6-person - | 1 |
| Cargo - | 1 |
| OTHER DATA: | |
| Crew - | 9 |
| ENGINEERING: | |
| Total Power Units Available - | 12 |
| Movement Point Ratio | |
| Unloaded - | 1/1 |
| Loaded - | 3/1 |
| Warp Engine Type - | FWI-1 |
| Number - | 2 |
| Power Units Available - | 5 ea. |
| Stress Chart - | N/P |
| Max Safe Cruising Speed | |
| Unloaded - | Warp 6 |
| Loaded - | Warp 5 |
| Emergency Speed - | |
| Unloaded - | Warp 7 |
| Loaded - | Warp 6 |
| Impulse Engine Type - | FIA-2 |
| Power Units Available - | 2 |
| SHIELD DATA: | |
| Deflector Shield Type - | FSA |
| Shield Point Ratio - | 1/1 |
| Maximum Shield Power - | 11 |
| COMBAT EFFICIENCY: | |
| D - | 38.2/27.2 |
| WDF - | 0 |




Notes:

The Mk IV Mission Class ship is a version of the Mk I Mission class scout, modified for cargo carrying. The top deck is given over to engineering, whereas the middle deck contains crew quarters and lounge. The lower deck contains the bridge, transporter, and cargo area.

Thus far, 682 Mission Class commercial transports have been built, with 238 remaining in Star Fleet service. Of the remainder, about 400 are still operating in private hands, with the rest listed as lost or destroyed. Of these, the most famous is the John Paul Jones (NCC-61001) which vanished without a trace while reputedly carrying a large cache of valuable gems. Legends about the John Paul Jones persist, even though the tales are thought to be apocryphal.

GRAYSON CLASS V REPAIR TENDER



CONSTRUCTION DATA:

| | |
|--------------------------------|------|
| <i>Class -</i> | V |
| <i>Model -</i> | Mk V |
| <i>Date Entering Service -</i> | 2269 |
| <i>Number Constructed -</i> | 140 |

HULL DATA:

| | |
|--------------------------------|-----------|
| <i>Superstructure Points -</i> | 6 |
| <i>Damage Chart -</i> | C |
| <i>Size</i> | |
| Length - | 220 m |
| Width - | 85 m |
| Height - | 58 m |
| Weight - | 52,765 mt |

Cargo

| | |
|--------------------|-----------|
| Cargo Units - | 250 SCU |
| Cargo Capacity - | 12,500 mt |
| Landing Capacity - | None |

EQUIPMENT DATA:

| | |
|--------------------------------|-----|
| <i>Control Computer Type -</i> | M-1 |
| <i>Transporters -</i> | |
| Standard 6-person - | 1 |
| Combat 22-person - | - |
| Emergency 18-person - | 1 |
| Cargo - | 1 |

OTHER DATA:

| | |
|-----------------------|----|
| <i>Crew -</i> | 80 |
| <i>Troops -</i> | - |
| <i>Passengers -</i> | 20 |
| <i>Shuttlecraft -</i> | 18 |

ENGINEERING:

| | |
|--------------------------------------|--------|
| <i>Total Power Units Available -</i> | 16 |
| <i>Movement Point Ratio -</i> | 3/1 |
| <i>Warp Engine Type -</i> | FWE-2 |
| Number - | 1 |
| Power Units Available - | 13 |
| Stress Chart - | F/J |
| Max Safe Cruising Speed - | Warp 7 |
| Emergency Speed - | Warp 9 |
| <i>Impulse Engine Type -</i> | FIC-2 |
| Power Units Available - | 3 |

WEAPONS AND FIRING DATA:

| | |
|---------------------------|---------|
| <i>Beam Weapon Type -</i> | FH-8 |
| Number - | 1 |
| Firing Arcs - | 1 p/f/s |
| Firing Chart - | T |
| Maximum Power - | 5 |
| Damage Modifiers | |
| +3 | - |
| +2 | (1-10) |
| +1 | (11-18) |

SHIELD DATA:

| | |
|--------------------------------|-----|
| <i>Deflector Shield Type -</i> | FSA |
| Shield Point Ratio - | 1/1 |
| Maximum Shield Power - | 8 |

COMBAT EFFICIENCY:

| | |
|--------------|------|
| <i>D -</i> | 27.1 |
| <i>WDF -</i> | 4.3 |



Notes:

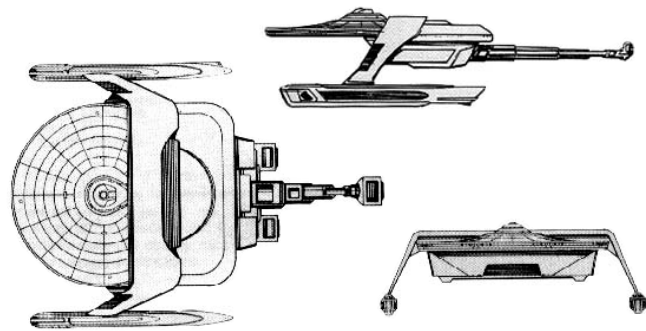
The Grayson Class repair tenders were designed to fill the need for full-time navigational beacon repair. The first assignments were well within Federation territory, and therefore the first models were unarmed. However, after several unpleasant encounters with pirates and marauders, it was decided to give the Grayson weapons for defensive purposes. This light armament in no way makes the Grayson Class ships combat vessels, but it allows for their use as patrol ships in their duty areas.

The design of this tender incorporates an assembly-line style repair facility that is detachable from the main hull in case of emergencies, which usually take the form of escaping adversaries with overwhelming firepower. As with all Federation ships, the warp engine can be separated from the main hull to protect the crew and allow escape from a plasma overload.

Duty aboard a Grayson is not the most cherished in Star Fleet. Considered to be boring and unglamorous, beacon repair duty is usually reserved for those who have performed badly in the past and are being given a second chance and for new ship commanders and junior officers.

The Grayson has ended its production run with a total of 140 Mk V's being constructed. Although there is talk of a more heavily armed Mk VI, no contracts have yet been authorized. Of the 140 Mk V's built, 6 have been destroyed, 4 have been scrapped, 1 has been declared missing and 30 have been sold. The Grayson was produced at the Sol IV production facility.

SAMSON CLASS X WARP TENDER



CONSTRUCTION DATA:

| | | |
|-------------------------|------|-------|
| Class - | X | X |
| Model - | Mk I | Mk II |
| Date Entering Service - | 2267 | 2272 |
| Number Constructed - | 25 | 7 |

HULL DATA:

| | | |
|-------------------------|------------|------------|
| Superstructure Points - | 19 | 22 |
| Damage Chart - | B | B |
| Size | | |
| Length - | 200 m | 200 m |
| Width - | 141 m | 141 m |
| Height - | 60 m | 60 m |
| Weight - | 158,705 mt | 140,009 mt |
| Cargo | | |
| Cargo Units - | 100 SCU | 200 SCU |
| Cargo Capacity - | 5,000 mt | 10,000 mt |
| Landing Capacity - | None | None |

EQUIPMENT DATA:

| | | |
|-------------------------|-----|-----|
| Control Computer Type - | M-4 | M-6 |
| Transporters - | | |
| Standard 6-person - | 1 | 2 |
| Emergency 22-person - | 2 | 2 |
| Cargo: | | |
| Small - | 1 | 3 |
| Large - | 1 | 1 |

OTHER DATA:

| | | |
|----------------|----|-----|
| Crew - | 52 | 108 |
| Passengers - | 20 | 60 |
| Shuttlecraft - | 8 | 8 |

ENGINEERING:

| | | |
|-------------------------------|--------|---------|
| Total Power Units Available - | 44 | 56 |
| Movement Point Ratio: | | |
| Unloaded - | 4/1 | 4/1 |
| Loaded - | 8/1 | 8/1 |
| Warp Engine Type - | FWF-1 | FWG-1 |
| Number - | 2 | 2 |
| Power Units Available - | 20 ea. | 26 ea. |
| Stress Chart - | G/L | D/E |
| Max Safe Cruising Speed: | | |
| Unloaded - | Warp 6 | Warp 8 |
| Loaded - | Warp 3 | Warp 5 |
| Emergency Speed - | | |
| Unloaded - | Warp 8 | Warp 10 |
| Loaded - | Warp 5 | Warp 7 |
| Impulse Engine Type - | FID-2 | FID-2 |
| Power Units Available - | 2 | 2 |

WEAPONS AND FIRING DATA:

| | | |
|--------------------|------|-------------------|
| Beam Weapon Type - | None | FH-13 |
| Number - | - | 3 |
| Firing Arcs - | - | 1 f/p, 1 f, 1 f/s |
| Firing Chart - | - | T |
| Maximum Power - | - | 8 |
| Damage Modifiers | | |
| +3 | - | (1-5) |
| +2 | - | (6-12) |
| +1 | - | (13-18) |

SHIELD DATA:

| | | |
|-------------------------|-----|-----|
| Deflector Shield Type - | FSB | FSN |
| Shield Point Ratio - | 1/2 | 1/2 |
| Maximum Shield Power - | 6 | 16 |

COMBAT EFFICIENCY:

| | | |
|-------|------|------|
| D - | 61.2 | 93.0 |
| WDF - | 0 | 19.5 |



NOTES:

Known Sphere of Operation: Federation Interior

Developed by a joint commercial venture between Rantura Shipping Lines and Chiokis Starship Construction, the Samson Class X warp tender is designed primarily to provide warp mobility to all R-1 Type stations.

The Mk I dedicated so much of it's power to creating the enlarged warp field around both ship and station that if was felt weapons were impractical for the vessel. Likewise, only minimal shields were installed on the Mk I. The initial concept also had most Samsons operating directly from fontline bases near construction centers where they could quickly link up with R-1 components and transfer them to their final destination.

Duty aboard the Mk I Samson was far from glorious, and often extremely uneventful. Even at best possible speed, transfer of an R-1 station could take months, and in several cases years. Luxurious crew quarters and spacious recreation facilities could not delay the tedious nature of the operation. With growing military tension between the Federation and the Klingon Empire at the time, Star Fleet began planning an upgarde to the existing Mk I in the hopes of creating a more powerful version.

The Mk II Samson was considered only a moderate success, but did fulfill the contract requirements. The use of the FWG-1 drive required a larger engineering crew to maintain and monitor the more powerful drive, but increase the overall speed significatnly. The instillation of the FH-13 phaser system also gave the Samsons the ability to conduct moderate combat operations in the event that it's escorts were unable to fend off enemy units. Crew quarters were slimmed down and nearly 40 additional cabins were installed to allow the transfer of skeleton crews with the stations. This allowed the stations to be brought on line faster and more efficiently.

The Samson is still produced at a rate of 2 every three years. Currently, plan call for an additional 24 to be completed. Of the 32 so far built, none have been lost. On Mk I was sold to Entertainment Industries to help support their R-1 Recreational facility in the Vilmas system.